

NEW STYLE

Practical

Wireless

NOVEMBER 1985 £1.00

Australia \$2
New Zealand \$2.25
Malaysia \$5.25

ISSN 1041-0857

The Radio Magazine

**Broadside & Endfire
Antenna Systems**



**Modifying the Western Penetrator
DX-34 Antenna PLUS
The W-Q MW Loop**

**VHF QRP CONTEST
RESULTS**

REG. WARD & CO. LTD.

1 WESTERN PARADE, WEST STREET,
AXMINSTER, DEVON, EX13 5NY.

THE SOUTH-WEST'S LARGEST AMATEUR RADIO STOCKIST

Trio

TS930S	9 Band TX General Cov RX.	1295.00	(—)
TS930S	160-10m Transceiver 9 Bands	832.75	(—)
AT230	All Band ATU/Power Meter	157.99	(2.00)
SP230	External Speaker Unit	47.73	(1.50)
TS530S	160m-10m Transceiver	698.00	(—)
TS430S	160m-10m Transceiver	720.00	(—)
PS430	Matching Power Supply	138.00	(3.00)
SP430	Matching Speaker	39.50	(1.50)
MB430	Mobile Mounting Bracket	13.17	(1.50)
FM430	FM Board for TS430	45.00	(1.50)
TS130S	8 Band 200W Pep Transceiver	633.06	(—)
SP120	Base Station External Speaker	30.74	(1.50)
AT130	100W Antenna Tuner	108.62	(1.50)
MC350	Dual Impedance Desk Microphone	36.19	(1.50)
MC35S	HF Microphone 50K ohm IMP	17.01	(1.00)
LF30A	HF Low Pass Filter 1kW	24.68	(1.00)
TR7930	2M FM Mobile	329.00	(—)
TR9130	2M Multimode	499.00	(—)
TW4000A	2M/70cm mobile	522.00	(—)
TM201A	2M 25W mobile	296.00	(—)
TM401A	7cms FM 12W	316.00	(—)
TR2500	2M FM Synthesised Handheld	258.00	(—)
TR3500	70cm Handheld	270.00	(—)
TR2600	New 2M FM Synthesised Handheld	275.00	(—)
ST2	Base Stand	60.36	(1.50)
SC4	Soft Case	15.92	(1.00)
SMC25	Speaker Mike	18.66	(1.00)
BP25	Spare Battery Pack	29.10	(1.00)
MS1	Mobile Stand	37.31	(1.00)
R600	Gen. Cov. Receiver	299.52	(—)
R2000	Synthesiser 200KHz-30MHz Receiver	479.47	(—)
HC10	Digital Station World Time Clock	78.99	(1.50)
H55	Deluxe Headphones	28.88	(1.00)
SP40	Mobile External Speaker	16.46	(1.00)

NEW MODELS

TH21E/41E	2M/70cm Mini-Handhelds	170.00/199.00
TM211E/411E	2M/70cm FM Mobiles	365.00/399.00
TS211E/411E	2M/70cm base stations	768.00/895.00
TR3600	70CM Handheld	292.00
TS940S	9 Band TX General Cov RX	1695.00

Linear Amps

TONO (G series)			
2M40G	2m, 1-3W in, 20-35W out, preamp	101.81	(2.00)
2M90G	2m, 10-15W in, 70-90W out, preamp	161.20	(2.00)
2M130G	2m, 10-15W in, 110-130W out, preamp	159.00	(2.50)
4M70G	70cms, 10-15W in, 40-60W out, preamp	219.74	(2.00)

TOKYO HIPOWER AMPS. NOW BACK IN STOCK

MICROWAVE MODULES

MML144/30-LS	inc preamp (1/3 w i/p)	82.90	(2.00)
MML144/50-S	inc preamp, switchable	92.00	(2.00)
MML144/100-S	inc preamp (10w i/p)	149.95	(2.50)
MML144/100-HS	inc preamp (25w i/p)	149.95	(2.50)
MML144/100-LS	inc preamp (1/3w i/p)	169.95	(2.50)
MML144/200S	inc preamp (3/10/25 i/p)	299.00	(2.50)
MML143/30L	inc preamp (1/3w i/p)	145.00	(2.00)
MML143/50	inc preamp (10w i/p)	129.95	(2.00)
MML143/100	linear (10w i/p)	299.00	(2.50)

B.N.O.S.

LPM 144-1-100	2m, 1W in, 100W out, preamp	181.00	(2.50)
LPM 144-3-100	2m, 3W in, 100W out, preamp	181.00	(2.50)
LPM 144-10-100	2m, 10W in, 100W out, preamp	157.00	(2.50)
LPM 144-25-160	2m, 25W in, 160W out, preamp	217.00	(2.50)
LPM 144-3-180	2m, 3W in, 180W out, preamp	247.00	(2.50)
LPM 144-10-180	2m, 10W in, 180W out, preamp	247.00	(2.50)
LP 144-3-50	2M 50W out, preamp	108.00	(2.50)
LP 144-10-50	2M 10W in, preamp	108.00	(2.50)
LPM 432-1-50	70cm, 1W in, 50W out, preamp	235.00	(2.50)
LPM 432-3-50	70cm, 3W in, 50W out, preamp	235.00	(2.50)
LPM 432-10-50	70cm, 10W in, 50W out, preamp	195.00	(2.50)
LPM 432-10-100	70cm, 10W in, 100W out, preamp	335.00	(2.50)

SWR/PWR Meters

HANSEN			
FS50VP	50-150MHz 20/200 Interval PEP/SWR	106.70	(1.50)
FS300V	50-150MHz 20/200 PWR/SWR	53.50	(1.50)
FS300H	1.8-60MHz 20/200/10W	53.50	(1.50)
FS210	1.8-150MHz 20/200 Auto SWR	63.50	(1.50)
W720	140-430MHz 20/200W	41.50	(1.50)

WELZ

SP45	130-470MHz PWR/SWR	69.00	(1.50)
SP10X	1.8-150MHz PWR/SWR	34.00	(1.50)
SP200	1.8-160MHz PWR/SWR	89.00	(1.50)
SP250	1.8-60MHz PWR/SWR	65.00	(1.50)
SP300	1.8-500MHz PWR/SWR	129.00	(1.50)
SP350	1.8-500MHz PWR/SWR	79.00	(1.50)
SP400	130-500MHz PWR/SWR	89.00	(1.50)

NEW RANGE OF WELZ METERS NOW AVAILABLE

TOYO

T430	144/432 120 W	44.65	(1.00)
T435	144/432 200 W	49.35	(1.50)

Scanning Receivers

SMC8400	VHF/UHF Scanner	249.00	(2.50)
SX200	VHF/UHF Scanner	325.00	(2.50)
SX400	VHF/UHF Continuous Coverage	625.00	(2.50)
AOR2001	VHF/UHF Continuous Coverage	345.00	(2.50)
FDK RX40	141.00-180.00 MHz	159.00	(2.00)

Icom Products

IC751	HF Transceiver	1299.00	(—)
IC745	HF Transceiver	899.00	(—)
IC735	New HF Transceiver	849.00	(—)
PS15	P.S. Unit	145.00	(4.00)
PS30	Systems p.s.u. 25A	297.85	(—)
SM6	Base microphone for 751/745	40.25	(1.00)
IC290D	2m 25w M/Mode	479.00	(—)
IC290E	10w Multi-Mode Mobile	449.00	(—)
IC271E	2m 25w M/Mode Base Stn.	729.00	(—)
IC271H	100W version of above	899.00	(—)
IC25H	2m 45w FM	359.00	(—)
IC27E	25W FM mobile	379.00	(—)
IC45E	70c 10w FM	345.00	(—)
IC47E	25w 70cm FM mobile	469.00	(—)
ICBU1	B/U Supply for 25/45/290	29.90	(1.00)
ICR70	General Coverage Receiver	629.00	(—)
ICR71	General Coverage Receiver	729.00	(—)
IC02E	2m H/Held	269.00	(—)
IC2E	2m H/Held	199.00	(—)
ML1	2m 10w Linear	79.35	(2.00)
IC4E	70cm H/Held	259.00	(—)
IC04E	70cm handheld	279.00	(—)
BC35	Base Charger	62.10	(1.00)
HM9	Speaker mic	15.56	(1.00)
IC3	Carry Case	5.50	(1.00)
ICBP3	Std Battery Pack	27.50	(1.00)
BP5	High Power Battery Pack	52.80	(1.00)
CP1	Car Charging Lead	5.50	(1.00)
DC1	12v Adapter	13.75	(1.00)

Mutek Products

SLNA 50	50MHz Switched preamp	44.90	(1.50)
SLNA 144s	144MHz Low noise switched preamp	39.95	(1.50)
SLNA 145sb	Preamp intended for 290	29.90	(1.50)
GLNA 432e	70cm Mast head preamp	149.90	(2.50)
RPCB 144ub	Front end FT221/225	79.90	(1.50)
RPCB 251ub	Front end IC251/211	84.90	(1.50)
BBBA 500u	20-500MHz Preamp	34.90	(1.50)
GFBA 144e	2m Mast head preamp	149.90	(2.50)
SBLA 144e	2m Mast head preamp	89.90	(2.50)
RPCB 271ub	Front end for IC271	89.90	(1.50)
TVHF 230c	2M-FM Transverter	334.90	(5.00)
LBPF 144v	Bandpass Filter	22.40	(1.50)
LBPF 432u	Bandpass Filter	22.40	(1.50)
TVVF 60c	6M Transverter	199.90	(2.50)
GLNA 433e	70cm Pre-amp	79.90	(2.50)
TVVF 144a	2M Transverter	239.90	(2.50)

Datong Products

PC1	Gen. Cov. Con.	137.40	(1.50)
VLF	Very low frequency conv.	29.90	(1.50)
FL2	Multi-mode audio filter	89.70	(1.50)
FL3	Audio filter for receivers	129.00	(1.50)
ASP/B	r.f. speech clipper for Trio	82.80	(1.50)
ASP/A	r.f. speech clipper for Yaesu	82.80	(1.50)
ASP	As above with 8 pin conn	89.70	(1.50)
D75	Manual RF speech clipper	56.35	(1.50)
D70	Morse Tutor	56.35	(1.50)
MK	Keyboard Morse sender	137.40	(1.50)
RFA	RF switched pre-amp	33.90	(1.50)
AD270-MPU	Active dipole with mains p.s.u.	51.75	(1.50)
AD370-MPU	Active dipole with mains p.s.u.	69.00	(1.50)
MPU	Mains power unit	6.90	(1.50)
DC144/28	2m converter	39.67	(1.50)
PTS1	Tone squelch unit	46.00	(1.50)
ANF	Automatic notch filter	67.85	(1.50)
SRB2	Auto Woodpecker blanker	86.25	(1.50)

CW/RTTY Equipment

Tono 9000E			
Reader/Sender	P.O.A.	(—)	
Tono 550	Reader	329.00	(2.50)

MICROWAVE MODULES

MM2001	RTTY to TV converter	189.00	(2.00)
MM4001	RTTY terminal	269.00	(2.00)
MM4001KB	RTTY term with keyboard	299.00	(2.00)

BENCHER

BY1	Squeeze Key, Black base	53.95	(1.50)
BY2	Squeeze Key, Chrome base	69.95	(1.50)

HI-MOUND MORSE KEYS

HK702	Up down keyer marble base	30.95	(1.50)
HK703	Up down keyer	29.35	(1.50)
HK704	Up down keyer	19.95	(1.50)
HK705	Up down keyer	15.49	(1.50)
HK706	Up down keyer	16.96	(1.50)
HK708	Up down keyer	14.95	(1.50)
HK802	Up down solid brass	86.30	(2.00)
HK808	Up down keyer	39.95	(1.50)
MK704	Twin paddle keyer	13.50	(1.50)
MK705	Twin paddle keyer marble base	25.65	(1.50)

KENPRO

KP100	Squeeze CMOS 230/13.8v	82.50	(2.50)
KP200	Memory 4096 Multi Channel	169.50	(2.50)

Yaesu

FT1			
HF Transceiver	P.O.A.	(—)	
FT980	HF Transceiver	1450.00	(—)
SP980	Speaker	78.95	(2.00)
FT77	Mobile HF Transceiver	479.00	(—)
FP700	PSU	150.00	(5.00)
FC700	Tuner	105.00	(2.00)
FT77s	10w. version	449.00	(—)
FMU77	FM Board for FT77	28.35	(1.00)
FT757GX	HF Transceiver	739.00	(—)
FC757	Auto A.T.U.	255.00	(2.00)
FP757HD	Heavy Duty PSU	175.00	(2.00)
FP757GX	Switched Mode PSU	160.00	(2.00)
FL2050	Linear Amplifier	115.00	(2.00)
FT290	2m M/Mode Port/Transceiver	315.00	(—)
FT290	With Mutek front end fitted	345.00	(—)
FL2010	Linear Amplifier	69.00	(1.00)
MMB11	Mobile Bracket	30.00	(1.00)
NC11	Charger	11.50	(1.00)
CSC1	Carrying Case	5.00	(1.00)
YHA15	2m Helical	7.85	(1.00)
YHA44D	70cm 1/2wave	9.95	(1.00)
YMA9	Speaker Mike	20.20	(1.00)
MMB15	Mobile Bracket	14.55	(1.00)
FT203R	NEW 2m H/Held/CW FNB3	195.00	(—)
FT209R	NEW 2m H/Held/CW FNB3	239.00	(—)
MMB10	Mobile Bracket	8.80	(1.00)
NC3C	Charger	9.60	(1.00)
NC8	Base/station Charger	64.80	(2.00)
PA3	Car Adaptor/Charger	18.00	(1.00)
FNB2	Spare Battery Pack	27.02	(1.00)
YM24A	Speaker Mike	23.75	(1.00)
FT726R	2m Base Station	775.00	(—)
430/726	70cm Module for above	255.00	(2.50)
FRT7700RX	A.T.U.	49.85	(1.50)
MH18B	Hand 600 Bpin mic	15.70	(1.00)
MD18B	Desk 600 Bpin mic	64.80	(1.00)
MF1A3B	Boom mobile mic	18.00	(1.00)
YH77	Lightweight phones	14.95	(1.00)
YH55	Padded phones	15.35	(1.00)
YH1	Lightweight Mobile H/set-Boom mic	14.95	(1.00)
SB1	PTT Switch Box 208/708	15.70	(1.00)
SB2	PTT Switch Box 290/790	13.80	(1.00)
SB10	PTT Switch Box 270/2700	14.95	(1.00)
QTR24D	World Time Clock	33.35	(1.00)
FF501DX	Low Pass Filter	29.90	(1.00)

NEW MODELS

FRG8800	HF Receiver	475.00	(—)
FRV8800	Converter 118-175 for above	80.00	(1.50)
FT703R	70cm H/Held	235.00	(—)
FT709R	70cm H/Held	259.00	(—)
FT270R	2m 25W F.M.	315.00	(—)
FT270RH	2m 45W F.M.	365.00	(—)
FT2700R	2m/70cm/25W/25W	499.00	(—)
FRG 9600	60 905MHz Scanning RX	449.00	(—)

Power Supplies

DRAE			
4 amp	40.50	(2.50)	
6 amp	63.00	(2.00)	
12 amp	86.50	(3.00)	
24 amp	125.00	(4.00)	
BNOS			
6 amp	58.00	(2.50)	
12 amp	99.00	(3.00)	
25 amp	148.00	(4.00)	
40 amp	296.00	(4.00)	

Aerial Rotators

FU200	Light Duty	49.95	(2.00)
AR40	5 core Medium Duty	115.00	(2.00)
KR400	Med/H Duty	109.95	(2.50)
KR500	6 core Elevation	139.95	(2.50)
KR400RC	6 core Medium Duty	132.50	(2.50)
CD45	8 core Heavy Duty	189.95	(2.50)
KR600RC	8 core Heavy Duty	189.50	(2.50)
HAM1V	8 core Heavier Duty	299.00	(4.00)
T2X	8 core Very Heavy Duty	365.00	(4.00)

Practical Wireless

The Radio Magazine

VOL 61 NOVEMBER 1985 NO. 11 ISSUE 944



33

RESULTS



42

All About
Scanners

AR2002 Review

Special Feature.
What do you want
for Christmas?

On sale
November 1

22 Modifying the Western DX34

Chris Page G4BUE

24 PW Review

Trio TS-940S h.f. transceiver

33 Computing in Radio

What is Prestel?

35 Broadside and Endfire Arrays—1

F. C. Judd G2BCX

38 PW Questionnaire

The Results Analysed

42 PW QRP Contest Results

Neill Taylor G4HLX

46 Weather Satellites—What's Up There?—3

Terry Weatherley G3WDI

51 The W-Q MW Loop Antenna

G. S. Maynard

57 Errors and Updates

PW Meon, October 1985

Computing in Radio, Spring 1985

79 Advert Index	57 Eavesdroppings	17 PW Services
72 Benny	18, 34 News	39 Swap Spot
17, 21 Bookshelf	37 Next Month	16 Write On
55 Club News	58 On the Air	
16 Comment	20 Products	

We are sorry that pressure on editorial space means we can't bring you the promised article on using your FET-DIP Oscillator this month.

Editorial Offices:

Practical Wireless
Westover House
West Quay Road
Poole, Dorset BH15 1JG
☎ Poole (0202) 671191
Prestel 202671191

Editor Geoff Arnold T.Eng(CEI) FSERT G3GSR
Assistant Editor Dick Ganderton C.Eng., MIERE, G8VFH
Art Editor Steve Hunt
Technical Editor John Fell GOAPI
Technical Sub-Editor Elaine Howard G4LFM
Technical Artist Rob Mackie
Secretary Kathy Moore

Advertisement Offices:

Practical Wireless
King's Reach Tower
Stamford Street
London SE1 9LS
Telex: 915748 MAGDIV-G

Advertisement Manager Roger Hall G4TNT

☎ 01-261 6807
Secretary Sally Stewart
☎ 01-261 6636
Classified Ads Amanda Morton
☎ 01-261 5846
Make-up & Copy Ian Sweeney
☎ 01-261 6570

COPYRIGHT © IPC Magazines Limited 1985. Copyright in all drawings, photographs, and articles published in *Practical Wireless* is fully protected and reproduction or imitation in whole or in part is expressly forbidden. All reasonable precautions are taken by *Practical Wireless* to ensure that the advice and data given to our readers are reliable. We cannot however guarantee it and we cannot accept legal responsibility for it. Prices are those current as we go to press.

THIS MONTH

Name
 Address
 Code
 TICK YOUR SPECIAL INTEREST

I ENCLOSE £1 PLEASE SEND ME CATALOGUE & ANTENNA BOOK.

You don't need a 1750 Hz tone to gain access to the fastest mail order service for all radio amateurs and short wave listeners. With a copy of the LOWE ELECTRONICS catalogue and antenna book in the shack (send £1 for your copy) the best in amateur radio is quickly available.

LOWE SHOPS

In Glasgow the LOWE ELECTRONICS' shop (the telephone number is 041-945 2626) is managed by Sim GM3SAN. Its address is 4/5 Queen Margaret's Road, off Queen Margaret Drive. Street Parking is available outside the shop and afterwards the Botanical gardens are well worth a visit.

In the North East the LOWE ELECTRONICS' shop is found in the delightful market town of Darlington (the telephone number is 0325 486121) and is managed by Don G3GEA. The shop's address is 56 North Road, Darlington. A huge free car park across the road, a large supermarket and bistro restaurant combine to make a visit to Darlington a pleasure for the whole family.

Cambridge, not only a University town but the location of a LOWE ELECTRONICS' shop managed by Tony G4NBS. The address is 162 High Street, Chesterton, Cambridge (the telephone number is 0223 311230). Easy and free street parking is available outside the shop.

For South Wales, the LOWE ELECTRONICS' shop is located in Cardiff. Managed by Richard GW4NAD, the shop (the telephone number is 0222 464154) is within the premises (on the first floor) of South Wales Carpets, Clifton Street, Cardiff. Enter the shop, follow the arrows past the carpets, up the stairs and the "Emporium" awaits you. Free street parking is available outside the shop.

For South Coast radio amateurs there's a LOWE ELECTRONICS' shop in Bournemouth. It's manager is Colin G3XAS. The shop's address is 27 Gillam Road, Northbourne, Bournemouth, that's the north side of town, just off Wimborne Road (the telephone number is 0202 577760). Easy to find, the shop has free street parking immediately outside.

LOWE ELECTRONICS' London shop is located at 223/225 Field End Road, Eastcote, Middlesex (the telephone number is 01-429 3256). The shop, managed by Andy G4DHQ is easily found, being part of Eastcote tube station buildings. For the motorist, we are only about 10 minutes' driving time from the M40, A40, North Circular Road (at Hanger Lane) and the new M25 junction at Denham. Immediately behind the shop is a large car park where you can currently park for the day for 10p. There is also free street parking outside the shop.

Although not a shop there is on the South Coast a source of good advice and equipment - John G3JYG. His address is Abbotsley, 14 Grovelands Road, Hailsham, East Sussex (telephone 0323 848077). An evening or weekend telephone call will put you in touch with John.

Finally, here in Matlock. Located in an area of scenic beauty a visit to the shop can combine amateur radio with an outing for the whole family. May I suggest a meal in one of the town's inexpensive restaurants or a picnic on the hill tops followed by a spell of portable operation.

LOWE ELECTRONICS LTD.

Chesterfield Road, Matlock, Derbyshire DE4 5LE
 Telephone 0629 2817, 2430, 4057, 4995.

TRIO TS940S



hf transceiver with general coverage receiver

The TRIO TS940S is a first class competition HF transceiver designed for SSB, CW, AM, FM and FSK operation on all amateur bands from 160 to 10 metres. The transceiver incorporates a 150 KHz to 30 MHz general coverage receiver having an excellent dynamic range (typically 102 dB on 20 metres, 50 KHz spacing, 500 Hz CW bandwidth). Designed to cope with today's band conditions and with the serious DX'er/contest operator in mind, the TS940S has a comprehensive range of front panel receiver controls;

SSB IF slope tuning; operating in both LSB and USB modes, front panel controls allow the independent adjustment of either the high or low frequency slopes of the IF passband.

CW VBT (variable bandwidth tuning); allows the pass-band width to be varied within the range of the control without affecting the centre frequency.

IF notch filter; provides in the order of 40 dB attenuation to the interfering signal.

AF tune; active filtering reduces interfering signals and white noise whilst operating in the CW mode.

Narrow/wide filter selection; a selection of filters, both 8.83 and 455 KHz are available for the operator who requires maximum selectivity control. The TS940S comes with both 2.7 KHz SSB filters (8.83 and 455 KHz) and the 6 KHz AM filter (455 KHz) built-in.

CW variable pitch; dual mode noise blanker and separate RIT/XIT controls complete the facilities.

To aid serious operating on both amateur and broadcast frequencies, the TS940S has;

A large heavy diecast knob with a moulded rubber cover which when rotated at normal tuning speeds results in frequency steps of 10 Hz. Rotation of the tuning knob in excess of 2 to 3 revolutions per second results in the step size and tuning rate being increased accordingly.



send £1 for complete mail order catalogue.

In addition to instant access to each amateur band using the **band select keypad**, the same keys can be used to directly enter any frequency within the operating range of the transceiver. Once entered, the VFO can be used to tune away from the selected frequency. Truly flexible operating in the TRIO tradition.

The TS940S has two VFOs, front panel switches enable split frequency operation, both VFOs to be quickly put on the same frequency and the reversal of the transmit and receive frequencies during split frequency operation.

40 memory channels, each of which remember both frequency and mode are available. Frequencies can be easily transferred from memory to either VFO. Memory information is backed up by an internally fitted lithium battery. The transceiver operating system is held permanently in ROM and is not dependent upon the back-up supply.

The transceiver will **scan both memory channels and between user programmed frequency limits** as set in memories 9 and 0.

Accurate and quick frequency readout is ensured by the use of a large fluorescent tube digital display combined with an analogue sub-scale. The analogue display can be switched to read a 1 MHz or 100 KHz span, tuning in either 20 KHz or 2 KHz steps.

A feature new to HF transceivers is a green back-lit dot matrix LCD which shows graphically VBT and IF slope tuning positions, can be used to review the frequencies stored in the 40 memory channels and other VFO, will provide information on the automatic sequence of operations when using the internal (optional) tuning unit, and when selected, displays both the time and owner programmed on/off switching times.

In addition, **full or semi break-in keying** on CW, a 28 volt solid state final amplifier stage, an RF speech processor coupled to the rig's ability to monitor its own transmitted audio and all mode squelch add up to give the TRIO TS940S even greater versatility of operation.

For those with failing sight or a blind operator the TS940S is a dream come true; not only is the operating mode identified by the appropriate CW letter sent in tone (F for FM, U for upper side band etc.) but, when fitted with the VS1 board (optional), a digitally encoded girl's voice will announce the operating frequency.

Combine the comprehensive receiver controls, advanced operating features and an ergonomically designed front panel and there is little more to say, except that, once again, TRIO have produced the worlds finest HF rig, tomorrow's transceiver today, the TS940S!

TS940S HF Transceiver £1695.00 inc VAT
AT940 Automatic ATU £195.00 inc VAT
SP940 Speaker with filters £69.13 inc VAT

TS430S



The TS430S combines the facilities of a solid state HF transceiver with those of a general coverage receiver. It's the ideal rig for the radio amateur who not only wants to communicate with his fellows but also enjoys listening to the world. As an amateur band transceiver the rig covers top band to ten metres, as a short wave receiver coverage is from 150KHz to 30MHz. Operating on AM, FM, USB, LSB and CW the TS430S is extremely compact and, as such, is the perfect transceiver for mobile, portable or base station operation.

TS430S HF transceiver with general coverage receiver £720.00 inc VAT


TW4000A



Taking into account the amount of activity on the 2 metre FM channels it is not surprising that many people have turned their attention to the wide open spaces of 70 centimetres. With the TW4000A, TRIO have produced a dual band FM transceiver that gives its owner the best of both worlds. Facilities include 10 memories, two VFO's, priority channel, full repeater operation, band scan and memory scan. In memory scan mode the rig can be instructed to look for either 2 metre or 70 centimetre signals. The transceiver produces 25 watt RF output on both bands and comes complete with mobile mount and microphone. For greater safety whilst mobile the optional VS1 board will announce frequency, memory channel and whether or not the rig is set on repeater shift.

TW4000A dual band FM mobile £522.00 inc VAT

R2000



The amateur bands are only a very small part of the radio spectrum, many other transmissions are available for the short wave listener. Broadcast stations provide an alternative source of current information both political and regarding the life style of the country. The R2000 covers from 150 KHz to 30 MHz, fitted with the optional VC10 internal converter it covers, in addition, frequencies from 118 to 174 MHz so giving access to amateur two metre transmissions (am, fm, ssb and cw) plus much more. Equipped with 10 memories, memory scan and programmable scan the R2000 provides in one rig the perfect receiver.

R2000 General coverage receiver £479.47 inc VAT
VC10 Internal VHF converter £128.36 inc VAT

LOWE ELECTRONICS LTD.

Chesterfield Road, Matlock, Derbyshire DE4 5LE

Telephone 0629 2817, 2430, 4057, 4995.

send £1 for complete mail order catalogue.



FREE FINANCE

HAMPSHIRE, YORKSHIRE, HUMBERSIDE, JERSEY

SPECIAL OFFER

FRV 7700



CONVERTORS

- A 118-130, 130-140, 140-150 MHz
- B 118-130, 140-150, 50- 59 MHz
- C 140-150, 150-160, 160-170 MHz
- D 118-130, 140-150, 70- 80 MHz
- E 140-150, 150-160, 118-130 MHz
- F 150-160, 160-170, 118-130 MHz

£49 inc VAT

FREE — FF5 — LOW PASS FILTER
— SMC CUSTOMERS ONLY —
PLEASE SEND INVOICE NO
AND 50p TOWARDS POST
& PACKING



FM2033

144 MHz, 12VDC Transceiver. 25W/5W Hi/Lo (both adjustable). Compact 2 $\frac{1}{16}$ " x 6 $\frac{3}{16}$ " x 7 $\frac{3}{16}$ ". 12 $\frac{1}{2}$ KHz steps (100 fast QSY). Amber LCD Sunlight View, Side Lit. Display; 100's of Hz or channel number. Sensitivity <0.2µV for 12dB SINAD. Single knob frequency control "Dial". Endless or non-endless dial options RIT; 1 KHz steps, V.F.O. + memory. Two 5 slot memories A, B, A+B, A×B. 11th memory instant "call" channel. Memories simplex or duplex channels. Band scanning, programmable limits. Scan halts squelch + centre zero. Pause on scan halt for 3 seconds. Scan/tune/RIT from microphone ±600 KHz split, plus cross memory. Repeater input listen by pressing "dial". Setable; steps, tone, splits, limits. Simple controls for safe mobile operation. CW mobile mount, mic and handbook.

£239 inc VAT

LEEDS
SMC (Leeds)
257 Odey Road,
Leeds 16, Yorkshire
Leeds (0532) 782326
9-5.30 Mon-Sat

CHESTERFIELD
SMC (Jack Tweedy) Ltd
102 High Street
New Whittington,
Buckley (0244) 549563
Chesterfield
Chest. (0246) 453340
9.30-5.30 Tues-Sat

BUCKLEY
SMC (TMP)
Unit 27, Pinfold Lane
Buckley, Chwyd
Buckley (0244) 549563
10-5 Tues, Weds, Fri
10-4 Sat
Southampton Showroom open 9-5.30 pm Monday to Friday, 9-1 pm Saturday.

STOKE
SMC (Stoke)
76 High Street
Talke Pits, Stoke
Kidsgrove (07816) 72644
9-5.30 Mon-Sat

GRIMSBY
SMC (Grimsby)
247A Freeman Street
Grimsby, Lincs
Grimsby (0472) 56388
9.30-5.30 Mon-Sat

JERSEY
SMC (Jersey)
1 Belmont Gardens
St. Helier, Jersey
Jersey (0534) 77067
9-5 pm Mon-Sat
Closed Wed

N. IRELAND
SMC N. Ireland
10 Ward Avenue
Bangor
County Down
0247 464875.

SMALL ON SIZE



FT 2700RH
£499 inc VAT
FVS-1
£24.15 inc VAT

The FT2700RH, virtually two transceivers in one case, is designed to be the ultimate in convenience, for FM mobile or base station operation, on the 144 and 430MHz bands. Using Yaesu's new one piece die-cast aluminium chassis concept, the FT2700RH provides 25 Watts continuous output on either band, for full duplex (or simplex!) operation whilst obtaining optimum circuit shielding and efficient heat dissipation.

Two 4-bit CPU's provide convenient control together with simple operation of the dual VFO's, 10 channel memory with back up and two calling frequencies.

Dual, receiver front ends, local synthesisers, IF's and transmitter RF stages make this the first mobile transceiver capable of true full duplex cross-band operation.

Comprehensive scanning features include "PMS" (programmable memory scan) which permits continuous or skip-scanning between two memory channels in the same band. A MHz 'stepping' switch is fitted for quick transition from one band to another. Priority channel monitoring is available whilst on the same or another band!

Independently programmable transmit and receive frequencies, standard repeater shifts (with reverse facility), offers total freedom of operation.

The large green back-lit dimmable LCD offers an aesthetically pleasing and easy to read display of the complete operating status of the transceiver, including memory and reverse repeater indications at a glance. The PO/S meter incorporated in the main display is a distinctive graphical two colour type. (Optional Voice Synthesiser available, see FT2700RH text.)

The Yaesu FT726R has been designed and built for the discerning VHF and UHF operator. Up to three modules can be simultaneously installed giving pushbutton band selection. Choose between 6M, 2M, 70cms and 10, 12, 15M.


SSB (with fully adjustable speech processor), FM and CW (optional 600Hz CW filter available) are standard. The CW filter combined with Yaesu's excellent IF shift/width system enables optimum receive performance despite today's crowded bands.

An 8 bit NMOS microprocessor offers a level of control hitherto unsurpassed, dual VFO's — 20Hz step tuning, standard repeater shifts including reverse, push button band selection and 25/12.5KHz FM channel tuning knob.

The eleven memory channels store mode as well as frequency and can be scanned for busy or clear, stop or pause, even on different bands. Programmable limited band scan between memories is provided as well as priority channel checking. All the memories and both VFO's are protected against power failure by a lithium cell.

With the optional "plug-in" satellite IF unit installed, full crossband duplex capability is available with independent tuning and mode selection, as well as full metering of both transmit and receive parameters (power O/P and signal strength).

An LED display plus two digit clarifier display are provided with large digits for easy reading at any angle. Standard features also include selectable AGC and noise blanker, all mode squelch and RF gain and continuously adjustable transmitter output power.



FT726R(2)
£775 inc VAT

HQ & MAIL ORDER S.M. HOUSE, RUMBRIDGE ST, TOTTON, SOUTHAMPTON



South Midlands

● 2 YEAR GUARANTEE ●

DERBYSHIRE, STAFFORDSHIRE, CLWYD, CO. DOWN

LARGE ON OUTPUT

FT270R
£315 inc VAT
FT270RH
£365 inc VAT



The FT270R/RH is constructed on a unique massive diecast aluminium ducted heatsink which enables significantly larger output powers to be obtained from a transceiver substantially smaller than any similar radio to date. The FT270RH, with fan assisted cooling provides 45W RF output whilst the conventional R version offers 25W. Both FT270R and RH are fitted with a "low" power switch which provides around 10% of full output.

High visibility back-lit LCD, with large 5mm digits, provide a readout of frequency and all important transceiver functions. Pleasant green illumination and newly developed wide angle LCD ensure easy visibility day or night from most angles.

The dual 4-bit microprocessors provide maximum ease of use combined with an extremely wide range of operating functions. Dual VFO's, ten memories and programmable band scan limits are all easily selectable from the front panel.

The FT270R/RH can memorise a number of scanning parameters for maximising performance. Upper and lower limits may be set (for quick scanning of the band). The ten memories may be scanned for a busy channel or for monitoring a priority channel. The scanning can be either manually or carrier controlled.

For easier and safer 'eyes on the road' mobile operation an optional voice synthesiser (FVS-1) is available to give an audible indication of frequency, memory channels and VFO selections at the touch of a convenient microphone mounted button. The FVS-1 is of course ideal for those with impaired vision.

The FT757GX is the latest in a long line of superb HF transceivers from Yaesu. The transceiver covers all the amateur bands with a full 0.5-30MHz continuous coverage receiver. Dual VFO's and eight memories all controlled by three microprocessors allow quick and accurate control of all the main functions.

All modes SSB, CW, AM and FM are included as standard along with a 600Hz CW filter, iambic keyer with dot-dash memory, 25KHz marker, noise blanker, AF speech processor and IF shift/width filters. Top panel switch selectable semi-break in or QSK is available for CW operation.

The Yaesu CAT (computer aided transceiver) system is fitted to enable external control of VFO frequency and memory functions from a personal computer via an interface unit for customised band scanning and control of the memories and VFO's.

The remarkable new heatsink design includes a quiet cooling fan with a new duct-flow cooling system incorporating the heatsink into the body of the radio. This gives forced air circulation allowing 100W PEP continuous output at 100% duty cycle in all modes.

The high performance general coverage receiver with Yaesu's unsurpassed IF shift/width system, switchable AGC and 20dB attenuator, combined with the switchable, RF preamp provides the FT757GX with a dynamic range in excess of 100dB in CW narrow.

All the presettable controls and connectors are conveniently located on the transceiver rear panel including VOX gain, anti-trip and delay, AM carrier and SSB processor levels, 25KHz marker switch, ext spkr and Hi Z AF outputs, patch input and external ALC, remote controller I/O port and band data for optional microprocessor automatic ATU.

The optional FC757AT is a fully microprocessor controlled antenna tuner which gives fast, reliable automatic tuning of a broad range of SWR's, with manual override for that particularly 'difficult' aerial. Also included is a dummy load, automatic SWR calculating system and meter and a dual range RF wattmeter.

FT757GX
£739 inc VAT



SPECIAL OFFER



FT290R
FREE! - WITH
EVERY FT290R
PURCHASED FOR
£315 - A NEW
NICAD BATTERY
CHARGER

£315 inc VAT

FREE - MMB1 MOBILE MOUNT
BRACKET - SMC CUSTOMERS
ONLY PLEASE SEND INVOICE
NO AND £2.50 TOWARDS POST
& PACKING

CRYSTAL FILTERS

FOR HOME CONSTRUCTORS

10.7MHz

F 10.7H600, CW 600Hz	£12.50
F 10.7F24, SSB 2.4KHz	£12.50
F 10.7H12, FM 12KHz	£10.00
USB/LSB (AM, CW, FM) Xtals	£5.00

9MHz

F 90H600, CW 600Hz	£12.50
F 90F24, SSB 2.4KHz	£10.00
F 90H12, FM 12KHz	£12.50
USB/LSB Xtals	£2.50

FT101 I, II, III, B, E

F 30F350, CW 350Hz	£15.00
F 30F600, CW 600Hz	£15.00
F 30FC1, CW 600Hz	£10.00
F 30F12, FM 12KHz	£7.50
F 30H12, FM 12KHz	£10.00

Postage & Packing £5 Any Quantity

*** FREE FINANCE**
On many regular priced items SMC offers Free Finance (on invoice balances over £120). 20% down and the balance over 6 months or 50% down and the balance over a year. You pay no more than the cash price! details on eligible items on request.

SMC SERVICE
Free Securicor delivery on major equipment. Access and Barclaycard over the phone. Biggest branch agent and dealer network. Securicor 'B' Service contract at £5.00. Biggest stockist of amateur equipment. Same day despatch possible.

GUARANTEE
Importer warranty on Yaesu Musen products. Ably staffed and equipped Service Department. Daily contact with the Yaesu Musen factory. Tens of thousands of spares and test equipment. Twenty-five years of professional experience. ● 2 Year warranty on regular priced Yaesu products


STOCK CARRYING AGENT. JOHN DOYLE, TRANSWORLD COMMS, NEATH (0639) 52374 DAY (0639) 2942 EVE
JACK McVICAR, SCOTCOMMS, EDINBURGH 031 657 2430 NORMAN DILLEY, DARTCOMMS, DARTMOUTH (08043) 3534

SO4 4DP, ENGLAND. Tel: (0703) 867333. Telex: 477351 SMCOMM G.

Communications Ltd.



Thanet E.



IC-3200E Dual-band

A new exciting set is the ICOM IC-3200E FM Dual-band transceiver (144-430/440 MHz).

The IC-3200E employs a function key for low-priority operations to simplify the front panel. LCD display is easy to read in bright places, showing frequency, VFO A/B, memory channel duplex mode and S/R meter information.

Other features include a 10 channel memory able to store operating frequencies, Simplex or Duplex. A memory lock-out function allows the memory scan to skip programmed channels when not required. The IC-3200E has a built-in duplexer and can operate on one antenna for both VHF and UHF. Options include: IC-PS45 DC, power supply, HS-15 mobile mic, SM6 and SM8 desk mics, SP-10 external speaker and UT-23 speech synthesizer.



IC-735, The Complete HF Radio

This new HF transceiver from ICOM is compact enough to make mobile or portable use a possibility. The IC-735 covers all Amateur frequencies from 1.8MHz to 30MHz including the three new bands 10, 18 and 24MHz. Modes include SSB, CW, AM and FM, all circuits are solid-state and output approximately 100 watts.

Tuning ranges from 100kHz to 30MHz, made continuous by using a high-side IF and a CPU control system. RTTY operation is also possible. Dynamic range is 105dB with a 70.451 MHz first IF circuit. The direct feed mixer rejects spurious response and gives higher sensitivity and wider dynamic range. Pass-band tuning and a sharp IF notch filter provide clear reception even under duress. Preamp is 10dB and attenuator 20dB.

The new IC-735 from ICOM is easy to operate and versatile, it has various scanning functions, comprehensive LCD and 12 memories. Computer remote control is possible via the RS-232C jack.

Options include: the AT-150 automatic antenna tuner and shown here the PS-55 AC power supply and SM-8 desk mic.

Please contact Thanet Electronics or your local ICOM dealer for even more information on this latest HF transceiver - the IC-735.



electronics



ICOM



ICOM

IC-290D/290E



290D is the state of the art 2 meter mobile, it has 5 memories and VFO's to store your favourite repeaters and a priority channel to check your most important frequency automatically. Programmable offsets are included for odd repeater splits, tuning is 5KHz or 1KHz. (25KHz option).

The squelch on SSB silently scans for signals, while 2 VFO's with equalising capability mark your signal frequency with the touch of a button. Other features include: RIT, 1 KHz or 100Hz tuning/CW sidetone, AGC slow or fast in SSB and CW, Noise blanker to suppress pulse type noises on SSB/CW.

You can scan the whole band between VFO's/scan memories and VFO's. Adjustable scan rate 144 to 146 MHz, remote tuning with IC-HM10 and HM11 microphones. Digital frequency display, Hi/Low power switch. Optional Nicad battery system allows retention of memory.

IC-271 & 471

ICOM can introduce you to a whole new world via the world-communications satellite OSCAR. Did you know that you can Tx to OSCAR on the 430-440 MHz IC-471 and Rx on the 2m IC-271.

By making simple modifications, you can track the VFO's of the Rx and Tx either normally or reverse. This is unique to these ICOM rigs and therefore very useful for OSCAR 10 communications. Digital A.F.C. can also be provided for UOSAT etc. This will give automatic tracking of the receiver with digital readout of the doppler shift. The easy modifications needed to

give you this unique communications opportunity are published in the December '84 issue of OSCAR NEWS. Back issues of OSCAR NEWS can be obtained from AMSAT (UK), LONDON E12 5EQ.

This range includes the IC 271E-25W, 271H-100W and the 70cm versions IC-471E-25W and 471H-75W r.f. output. The 271E has an optional switchable front-end pre-amp. The 271H can use the pre-amp AG-25, with the 471E and 471H using the AG35 mast-head pre-amp. Other options include internal switch-mode PSU's: the 271E and 471E use the PS25 and the 271H and 471H use the PS35.

Also available are the SM6 desk microphone and a speech synthesizer that announces the displayed frequency. what more could you ask for?

Authorised ICOM dealers in the UK

Alyntronic, Newcastle, 0632-761002.
Amateur Radio Exchange, London (Ealing), 01-992 5765.
Amcomm, London (S Harrow), 01 422 9585.
A.R.E. Comms. Earlstown, Merseyside, 0952-29881
Arrow Electronics Ltd., Chelmsford, Essex, 0245 381673/26.
Beamrite, Cardiff, 0222-486884
Booth Holding (Bath) Ltd., Bristol, 02217-2402.
Bredhurst Electronics Ltd., W Sussex, 0444-400786
Dressler (UK) Ltd., London (Leyton), 01 558 0854
D.W. Electronics, Widnes, Cheshire, 051 420 2559.
Hobbytronic, Knutsford, Cheshire, 0565-4040. Until 10pm daily.
Photo Acoustics Ltd. Buckinghamshire 0908-610625.
Radcomm Electronics, Co Cork, Ireland, 01035321-632725
Radio Shack Ltd., London NW6, 01-624 7174
Ray Withers Comms. Warley, West Midlands, 021-421 8201.
Scotcomms, Edinburgh, 031-657 2430.
Tyrone Amateur Electronics, Co Tyrone, N. Ireland, 0662-2043.
Reg Ward & Co Ltd., S.W. England, 0279-34918
Waters & Stanton Electronics, Hockley, Essex, 0702-206835.

Listed here are authorised dealers who can demonstrate ICOM equipment all year round. This list covers most areas of the U.K., but if you have difficulty finding a dealer near you, contact Thanet Electronics and we will be able to help you.



**Contact us regarding
50MHz equipment for new issued band I**

Thanet Electronics
Dept PW, Herne Bay, Kent
Tel: (0227) 363859

AE

AMATEUR ELECTRONICS

AE LTD


TELEPHONE 021-327-1497/6313

BY FAR THE LARGEST

PHONE THE REST THEN PHONE THE BEST FOR FAST DELIVERY, PROMPT

YAESU PRODUCTS


FT-757GX	HF transceiver gen coverage all modes	739.00
FC-757AT	Automatic antenna tuner	255.00
FP-757	Switched mode PSU - 50% duty	160.00
FP-757HD	Heavy duty PSU - 100% duty	175.00
FIF-65	Computer interface Apple II	47.15
FIF-80	Computer interface N.E.C.	109.25
FIF-232C	Computer interface RS-232	57.00
FAS-14R	Remote antenna selector	64.40
MMB-20	Mobile mount	18.00
FP-700	Matching power supply	150.00
FC-700	Matching antenna unit	104.00



FT-757GX

£739

XF-8.9KC	CW filter (600 Hz)	19.95
XF-8.9KCN	CW filter (300 Hz)	19.95
FRG-8800	Gen coverage Rx. 150 KHz-30 MHz. Am CW SSB NBFM	475.00
FRV-8800	Converter 118-174 MHz	80.00
FT-726R	Multimode transceiver 2m fitted	775.00
21/22/28	HF module	210.00
50/726	6m module	185.00
430/726	70cm module	255.00
SAT 726	Duplex module	95.00
XF-455MCN	300Hz CW Filter (Ceramic)	44.85
FT-290R	2m Portable/mobile/base/multimode	315.00
FL-2010	10W linear for above	65.00



FRG-9600

£449



MMB-11	Mobile mount	30.00
NC11C	Charger	11.50
CSC-1A	Case	5.00
YHA 15	Antenna telescopic (spare)	6.15
YM-49	Helical antenna	7.65
YH-1	Spkr mic	20.20
SB-2	Headset mic	14.95
MF-1A3B	Switching unit	13.80
YM-49	mobile mic	18.00
MF-1A3B	Spkr mic	20.20
SB-2	Mobile boom mic	18.00
FT-209R	Switching unit	13.80
FT-209RH	2m synth FM handie 350mw/3W	239.00
NC-15	2m synth FM handie 500mw/5W	249.00
NC-18	Base stn charger/adaptor	59.00
NC-9C	Standard charger (FNB-4)	9.60
FF-501DX	Standard charger (FNB-3)	9.60
LB	Low pass filter	29.90
QTR-24D	Log book	2.30
YH-55	World Clock	33.35
YH-77	Headphones	15.35
	Headphones (lightweight)	14.95

DUAL BANDER



FT-2700RH

£499

MH-12A2B	Spkr mic	16.50
MMB-21	Mobile Mount	7.65
YH-2	Headset mic	15.35
PA-3	DC adaptor	18.00
FNB-3	10-8V batt pack	30.65
FNB-4	12V batt pack	34.90
FBA-5	Bat case for 6AA dry cell	6.50
FT-203	2m synth handie thumbwheel tuning + FNB-3	195.00
FT-203	2m synth handie thumbwheel tuning + FNB-4	199.00
FT-203R	2m synth handie thumbwheel tuning + FBA-5 (accessories as for FT-209R)	175.00
FT-2700RH	Dual band receiver 2m and 70cm. Full duplex. Scanning priority. 10 mems. Dual VFO	499.60
FVS-1	Voice synthesiser module	20.70
FT-270R	2m FM transceiver 25W. Scanning mems. Dual VFO	315.00
FT-270RH	2m FM transceiver 45W. Scanning mems. Dual VFO	365.00
FVS-1	Voice synthesiser 270R/270RH	20.70
YHA-44	1/4 wave helical antenna	7.65

FT-726R

£775



YH-1	Headset mic	14.95
SB-2	Switching unit	13.80
MF-1A3B	Mobile boom mic	18.00
YM-49	Spkr mic	20.20
YH-1	Headset mic	14.95
SB-2	Switching unit	13.80
MF-1A3B	Mobile boom mic	18.00
FT-980	HF transceiver with gen coverage RX (CAT system)	1450.00
SP-980	External speaker with audio filter	78.00
FC-757AT	Automatic antenna tuner	255.00
FIF-232C	Computer interface RS-232	57.00
FIF-65	Computer interface Apple II	47.15
FIF-80	Computer interface N.E.C.	109.25
XF-8.9HC	CW filter (600 Hz)	28.00
XF-8.9HCM	CW filter (450 Hz)	29.00
XF-8.9HCN	CW filter (300 Hz)	29.00
XF-455MC	CW filter (ceramic)	44.85
XF-455MCN	CW filter (ceramic)	44.85
NC-8C	Base stn. charger/adaptor	34.00
NC-7	Base stn. charger	34.00
NC-9C	Standard charger	9.60



FT-960

£1,499

YHA-44D	1/2 DC grounded antenna	9.60
YM-24A	Spkr mic	23.00
PA-3	DC adaptor	18.00
MMB-10	Mobile mount	7.65
FNB-2	Battery pack	27.00
FBA-2	Battery pack adaptor (NC8A-NC-7)	3.00
FT-703R	70cm handie thumbwheel tuning + FNB-3	235.00
FT-703R	70cm handie thumbwheel tuning + FNB-4 (Accessories as for FT-209 - FT-203R)	239.00
FT709R	70cm handy portable synthesiser (3 options)	from 239.00
FRV-7700/A	VHF converter	48.00
FRV-7700/B	VHF converter	48.00
FRV-7700/C	VHF converter	48.00
FRV-7700/D	VHF converter	48.00
FRV-7700/E	VHF converter	48.00
FRV-7700/F	VHF converter	48.00
FRT-7700	Antenna tuning unit	48.00
FRA-7700	Active antenna	42.00
FF-5	Filter	10.00

S. EAST MIDLANDS
A.J.H., 151a Bilton Rd., Rugby,
Warwickshire. Tel: 0788 76473

EAST ANGLIA
Eastern Comms, 31 Cattlemarket St.,
Norwich. Tel: 0603 667189

SOUTH WEST
Uppington, 12-14 Pennywell Rd.,
Bristol. Tel: 0272 557732

**FREEPOST -
MAIL ORDER
ENQUIRIES**



**Amateur Electronics Ltd.
FREEPOST
Birmingham B8 1BR**

**510-512 ALUM ROCK ROAD,
ALUM ROCK, BIRMINGHAM B8 3J**



AMATEUR RADIO EXCHANGE LONDON



TAILOR IN THE COUNTRY

TELEPHONE 01-992-5765/6

ATTENTION, FREE POST SERVICE, KEENEST PRICES & EXCELLENT PART EXCHANGE

YAESU ANTENNAS

M150-GSX	2m 1/4 / whip	7.35
RSL-435S	70cm 5/8 over 5/8 / whip	28.50
RSM-4M	Mag mount for above	16.95

MICROWAVE MODULES

MML144/30LS	inc preamp (1/3w l/p)	82.90
MML144/50S	inc preamp, switchable	92.00
ML144/100S	inc preamp (10w l/p)	149.95
MML144/100HS	inc preamp (25w l/p)	149.95
MML144/100LS	inc preamp (1/3w l/p)	169.95
MML144/200S	inc preamp (3/10/25 l/p)	299.00
MML432/30L	inc preamp (1/3w l/p)	145.00
MML432/50	inc preamp (10w l/p)	129.95
MML432/100	linear (10w l/p)	299.00

B.N.O.S.

LPM 144-1-100	2m, 1W in, 100W out, preamp	181.00
LPM 144-3-100	2m, 3W in, 100W out, preamp	181.00
LPM 144-10-100	2m, 10W in, 100W out, preamp	197.00
LPM 144-25-160	2m, 25W in, 160W out, preamp	217.00
LPM 144-3-180	2m, 3W in, 180W out, preamp	247.00
LPM 144-10-180	2m, 10W in, 180W out, preamp	247.00
LP 144-3-50	2m, 3W in, 50W out, preamp	108.00
LP 144-10-50	2m, 10W in, 50W out, preamp	108.00
LPM 144-1-50	70cm, 1W in, 50W out, preamp	197.00
LPM 144-3-50	70cm, 3W in, 50W out, preamp	197.00
LPM 144-10-50	70cm, 10W in, 50W out, preamp	167.00



FRG-8800

£475

TOKYO HY POWER

ATU's		
HC-200	HF bands ATU 200W PEP	82.95
HC-400L	HF bands ATU 350W PEP	175.75

LINEARS VHF

HL-30V	30W 2m linear 0.5-3W input	45.00
HL-35V	VHF linear 0.5-5W (3W in 30W out)	69.95
HL-82V	85W 2m linear 10W input	144.49
HL-110V	110W 2m linear	204.98
HL-160V	160W 2m linear 10W input	244.52
IL-160V25	160W 2m linear 25W input	209.75

LINEAR UHF

IL-20U	20W 70cm linear	82.90
IL-45U	45W 70cm linear 10W input	152.76
IL-90U	90W 70cm linear 10W input	268.59

REAMPS

RA-2	2m mast head pre-amp	94.99
RA-7	70cm mast head pre-amp	103.29

SENSATIONAL SHOW OFFER - FT203R

Superb 2 metre handheld could be yours if you are the lucky owner of the winning receipt. Conditions of entry all purchases of £50 and over. The winning receipt will be drawn at the show by:

Richard Ganderton
Assistant Editor of
Practical Wireless



ICOM PRODUCTS

IC751	HF Transceiver	1299.00
IC745	HF Transceiver	899.00
IC735	New HF Transceiver	849.00
PS15	P.S. Unit	145.00
PS30	Systems p.s.u. 25A	297.85
SM6	Base microphone for 751/745	40.25
IC290D	2m 25W M/Mode	479.00
IC290E	10W Multi-Mode Mobile	449.00
IC271E	2m 25W M/Mode Base Stn.	729.00
IC271H	100W version of above	899.00
IC25H	2m 45W FM	359.00
IC27E	25W FM mobile	379.00
IC45E	70cm 10W FM	345.00
IC47E	25W 70cm FM mobile	469.00
ICBU1	B/U supply for 25/45/290	29.90
ICR70	General Coverage Receiver	629.00
ICR71	General Coverage Receiver	729.00
ICD2E	2m H/Held	269.00
IC2E	2m H/Held	199.00
ML1	2m 10W Linear	79.35
IC4E	70cm H/Held	259.00
ICD4E	70cm Handheld	279.00
BC35	Base Charger	62.10
HM9	Speaker mic	18.56
IC3	Carry Case	5.50
ICBP3	Std Battery Pack	27.50
BP5	High Power Battery Pack	52.80
CP1	Car Charging Lead	5.50
DC1	12v Adaptor	13.75



DATONG PRODUCTS

PC1	Gen. Cov. Con	137.40
VLF	Very low frequency conv.	29.90
FL2	Multi-mode audio filter	89.70
FL3	Audio filter for receivers	129.00
ASP/P	r.f. speech clipper for Trio	82.80
ASP/A	r.f. speech clipper for Yaesu	82.80
ASP	As above with 6 pin conn	89.70
D75	Manual RF speech clipper	56.35
D70	Morse Tutor	56.35
MK	Keyboard morse sender	137.40
RFA	RF switched pre-amp	33.90
AD270-MPU	Active dipole with mains p.s.u.	51.75
AD370-MPU	Active dipole with mains p.s.u.	69.00
MPU	Mains power unit	6.90
DC144/28	2m converter	39.67
PTS1	Tone squelch unit	45.00
ANF	Automatic notch filter	67.85
SRB2	Auto Woodpecker blanker	85.25



SWR/PWR METERS

WELZ		
SP15	1.8-160MHz PWR/SWR	49.00
SP45	130-470MHz PWR/SWR	69.00
SP10X	1.8-150MHz PWR/SWR	34.00
SP200	1.8-160MHz PWR/SWR	89.00
SP250	1.8-60MHz PWR/SWR	65.00
SP300	1.8-500MHz PWR/SWR	129.00
SP350	1.8-500MHz PWR/SWR	79.00
SP400	130-500MHz PWR/SWR	89.00
SP600	1.8-500MHz PWR/SWR	106.00
TOYO		
T430	144/432 120W	44.65
T435	144/432 200W	49.35
HI-MOUND MORSE KEYS		
HK702	Up down keyer marble base	30.95
HK703	Up down keyer	29.35
HK704	Up down keyer	19.95
HK705	Up down keyer	15.49
HK706	Up down keyer	16.96
HK708	Up down keyer	14.95
HK802	Up down solid brass	36.30
HK808	Up down keyer	39.95
MK704	Twin paddle keyer	13.50
MK705	Twin paddle keyer marble base	25.65
KENPRO		
KP100	Squeeze CMOS 230/13.8v	82.50
KP200	Memory 4096 Multi channel	169.50



NORTHERN
Holdings, 45 Johnston St.,
Blackburn. Tel: 0254 59595

EAST MIDLANDS
R.A.S. Notts., 3 Farndon Green,
Wollaton Park, Nottingham. Tel: 0602 280267

YORKSHIRE
A.J. Hooker, 42 Nether Hall Rd.,
Doncaster. Tel: 0302 25690

**373 UXBRIDGE ROAD,
ACTON, LONDON W3 9RN**

**FREEPOST -
MAIL ORDER
ENQUIRIES**



**Amateur Radio Exchange
FREEPOST
London W3 9BR**

GAREX THE SCANNER SPECIALISTS

J.I.L. SX-200-N - THE SUPERIOR SCANNER

- ★ The choice of the professionals
- ★ AM + FM all bands
- ★ Wide coverage: 26-88, 108-180, 380-514MHz
- ★ 16 memories ★ Positive action keyboard
- ★ Proven reliability ★ 12v DC & 230v AC
- ★ S-meter & 96-108MHz converter available

£325

REVCO RS-2000-E - THE VERSATILE SCANNER

- ★ 70 memories ★ AM + FM all bands
- ★ Covers: 60-180MHz (no gap), 380-520MHz
- ★ Search & store of active channels
- ★ All the usual search & scan functions
- ★ 12v DC & 230v AC operation
- ★ Counts activity of selected channel

£259

J.I.L. SX-400 - THE PROFESSIONAL SCANNER

- ★ Designed for easy plug-in expansion
- ★ Basic coverage 26-520MHz (no gaps)
- ★ AM + FM (manual, automatic or programmable)
- ★ Computer interfacing for limitless memory, remote control & data logging
- ★ Switchable channel spacing & I.F. bandwidths
- ★ I.F. output terminals (10.7MHz & 455KHz)
- ★ Specifications set by the professionals

£625

Regulated mains adaptor for SX-400

£29.50

SX232 (RS232 interface) now available

£224.25

RF CONVERTERS AVAILABLE

RF8014 (800MHz - 1.4GHz)	£225.00
RF5080 (500 - 800MHz)	£225.00
RF1030 (100KHz - 30MHz)	£299.00
ACB300 (Auto antenna control box)	£115.00

REGENCY HX2000 - HANDHELD SCANNER

- ★ Covers: 60-90, 118-175, 406-496MHz
- ★ AM + FM all bands ★ 5, 10, 12 1/2 KHz steps
- ★ All the usual scan & search functions
- ★ 20 memories. Nicads, charger, flexiwhip antenna

£269

★ REVCON ★

A superb quality 16 element, all British made VHF/UHF broadband fixed station aerial from Revco. Ideally suited to all scanners and other VHF/UHF Receivers
Covers 50-500MHz PRICE £27.45 inc

ASK FOR OUR LIST OF SECONDHAND SCANNER BARGAINS

NEW! REGENCY MX7000 MOBILE SCANNER

- ★ 25-550MHz & 800MHz-1.3GHz
 - ★ FM & AM all bands ★ Superb sensitivity
- RESISTOR KITS a top selling line for many years. E12 series, 5% carbon film, 10w to 1m, 61 values, general purpose rating 1/4W or 1/2W (state which).

£399

Starter pack 5 each value (305 pieces)	£3.10
Standard pack 10 each value (610 pieces)	£5.55
Mixed pack, 5 each 1/4W + 1/2W (610 pieces)	£5.55
Giant pack, 25 each value (1525 pieces)	£13.60

DC/DC TRANSISTORISED INVERTERS 12V input, 400V 200mA rectified and fully smoothed output

£9.50

This unit is a chassis section cut from used R/T equipment, tidied, fully wired & tested. Free-standing but no luxuries like cabinet. 24v version - same price. SAE for details.

We have in stock a very large range of spare parts for PYE RADIOTELEPHONES. Models include Olympic, Westminster, Whitehall, Europa, Mascots and PF70 Series. Parts also available for Cambridge, Vanguard etc. etc.

SAE FOR FREE EXTENSIVE LIST

GAREX FM DETECTOR and squelch conversion for Pye R/T equipment Ready Assembled, full instructions. Tailor-made, easy-fit design, replaces existing squelch board, with minimum of modifications. For AM Cambridge £6.30; for Vanguard AM25B (Valve RX) £6.10; for Transistor Vanguard AM25T £6.95.

MAIN DISTRIBUTOR OF REVCO PRODUCTS

PRICES INCLUDE UK P&P and 15% VAT
Goods normally despatched by return



Phone now for details of our interest free credit

GAREX ELECTRONICS
7 NORVIC ROAD, MARSWORTH, TRING,
HERTS, HP23 4LS

Phone 0296 668684. Callers by appointment only

DEWSBURY

ELECTRONICS



THE

"STAR-MASTERKEY" ELECTRONIC KEYS



"STAR" FEATURES

- ★ Fully Iambic Operation
 - ★ Dash/Dot Memories
 - ★ Variable Speeds 1 to 55 WPM
 - ★ Variable Weighting
 - ★ Choice of Automatic or Semi Automatic Keying
 - ★ Requires Squeeze Paddle or Side Swiper
 - ★ Positive or Negative Keyed Output
 - ★ Transmitter Tune Position
 - ★ Built in Side Tone Oscillator & Loudspeaker
 - ★ Variable Tone & Volume Controls
 - ★ Headphone Socket
 - ★ Uses Internal 9 Volt Battery (user supplied) ★ or 6 - 15 Volts DC External Supply
 - ★ Low Current Consumption
 - ★ British Made
 - ★ 5 Year Warranty
- Price £49.95 Post, Packing & Insurance £3.00
Power Supply to suit above £10.00. Post etc £1.50

Distributors

Ward Electronics, Birmingham
Reg. Ward, Axminster
West Germany
Ham Radio, Offenbach

Alyntronic, Newcastle
Photo Acoustics, Newport Pagnell
Belgium
Maase Electronics, St. Nicklaus

Squeeze Keys to suit above from £15.00

Dewsbury Electronics always offer a full range of **Trio Equipment** and we are also stockists of DAIWA - WELTZ - DAVTREND - TASCO TELEREADERS - MICROWAVE MODULES - ICS AMTOR - AEA PRODUCTS - DRAE - BNOS

Dewsbury Electronics

176 Lower High Street, Stourbridge,
West Midlands

Telephone: Stourbridge (0384) 390063/371228.

Allow Ten Days for Delivery

Open Monday thru Saturday.

Instant H.P. subject to status,
Access, Barclaycard and real money.





MICROWAVE MODULES LTD

WE HAVE THE POWER


2 METER LINEAR AMPLIFIERS



PRODUCT	INPUT POWER	OUTPUT POWER	PRICE INC VAT
MML 144/30-LS	1 or 3W	30W	£82.90
MML 144/50-S	10W	50W	£92.00
MML 144/100-S	10W	100W	£149.95
MML 144/100-HS	25W	100W	£149.95
MML 144/100-LS	1 or 3W	100W	£169.95
MML 144/200-S	3, 10 or 25W	200W	£299.00

all output powers are ± 1 dB.

TO MAKE YOUR SIGNAL HEARD



70 CMS LINEAR AMPLIFIERS

PRODUCT	INPUT POWER	OUTPUT POWER	PRICE INC VAT
MML 432/30-L	1 or 3W	30W	£145.00
MML 432/50	10W	50W	£129.95
MML 432/100	10W	100W	£299.00

* THE RF VOX CAN BE OVERRIDDEN AND HARDWIRED

all our power amplifiers are fitted with receiver pre-amplifiers with the exception of MML 432/100.

YOU HAVE THE POWER TO BUY THE BEST A FURTHER SELECTION FROM OUR RANGE

TRANSVERTERS	MMT144/28	- 2m Linear transverter, 10m Input, 10w Output	109.95
	MMT144/28-R	- 2m linear transverter, 10m input, 25w output	215.00
	MMT432/144-R	- 70cm linear transverter, 2m input, 10w output	199.00
	MMT1295/144	- 23cm linear transverter, 2m input, 2w output	235.00
RECEIVE CONVERTERS	MMX1268/144	- 1268 MHz Satellite Up-Converter, 2w output	159.95
	MMC50/28-S	- 6m to 10m down converter	34.90
	MMC144/28	- 2m to 10m down converter	32.90
	MMC144/28BHP	- 2m to 10m high performance down converter	47.90
	MMC432/28-S	- 70cm to 10m down converter	39.90
	MMC432/144-S	- 70cm to 2m down converter	39.90
	MMK1296/144	- 23cm to 2m down converter, GaAsFET preamp	129.95
RECEIVE PREAMPS	MMK1691/137.5	- 1691 MHz Meteorosol converter	145.00
	MMG144V	- 2m RF switched GaAsFET preamp 100w capacity	37.90
	MMG1296	- 23cm GaAsFET low noise preamp	75.00
MICROPROCESSOR CONTROLLED PRODUCTS	MMG1691	- 1691 MHz Meteorosol GaAsFET preamp	113.00
	MM2001	- RTTY to TV converter	189.00
	MM4001KB	- RTTY transceiver with keyboard	299.00
	MMS1	- THE MORSETALKER - Speaking Morse Tutor	115.00
FREQUENCY COUNTER	MMS2	- Advanced Morse Trainer	169.00
	MMD050/500	- 500 MHz digital frequency meter	89.00
	MMD1500P	- 1500 MHz - 10 prescaler	97.75
AMATEUR TELEVISION	MMDP1	- Frequency counter amplifier	14.90
	MMC435/600	- 70cm ATV converter, UHF Output	28.90
	MTV435	- 70cm ATV 20 watt transmitter	179.95

COME AND SEE OUR RANGE OF PRODUCTS AT THE LEICESTER SHOW. MICK G4EFO AND THE RALLY TEAM WILL BE PLEASED TO SEE YOU.

PRICES INCLUDE VAT BUT NOT POST & PACKAGE

MICROWAVE MODULES! THE CONNOISSEURS CHOICE.



VISA

WELCOME

MICROWAVE MODULES Ltd

BROOKFIELD DRIVE, AINTREE, LIVERPOOL L9 7AN, ENGLAND
Telephone: 051-523 4011. Telex: 628608 MICRO G
CALLERS ARE WELCOME, PLEASE TELEPHONE FIRST

HOURS:
MONDAY-FRIDAY
9-12.30, 1-5.00
E & O.E.

MORE POWER TO YOUR SIGNAL

THE

B.N.O.S.
ELECTRONICS

WAY

LINEARS



LINEAR PART NUMBERING SYSTEM			
LINEAR	—	LPM144-3-100	— OUTPUT POWER
PREAMP	—		
RF METER	—		
		FREQUENCY (BAND)	— INPUT POWER
LP144-3-50			£108.00
LP144-10-50			£108.00
LPM50-10-100			£172.50
LPM70-10-100			£172.50

L432-1-50	£195	LPM432-1-50	£235
L432-3-50	£195	LPM432-3-50	£235
L432-10-50	£155	LPM432-10-50	£195
L432-10-100	£295	LPM432-10-100	£335
L144-1-100	£156	LPM144-1-100	£181
L144-3-100	£156	LPM144-3-100	£181
L144-10-100	£132	LPM144-10-100	£157
L144-25-160	£192	LPM144-25-160	£217
L144-3-180	£222	LPM144-3-180	£247
L144-10-180	£222	LPM144-10-180	£247

POWER SUPPLIES



12/6A	£58	12/25A	£148
12/12A	£99	12/40A	£296

B.N.O.S.
ELECTRONICS

BNOS's design philosophy has brought about our reputation for quality, 'State-of-the-art' products. Our application of the latest techniques, whilst avoiding the over-sophistication of our, mainly foreign, competition, has led to our reputation as 'The Power Suppliers'. BNOS's fully protected Power Supply design sets the users' mind at ease (especially when there is an £800 radio attached to it) and we have enough confidence in our Linear Amplifiers to offer the industries first five year guarantee.

For more information on our products contact us directly or speak to one of our main stockists:

MAIN STOCKISTS

Amateur Electronics UK	021-327-1497
Amateur Radio Exchange	01-992-5765
Amcomm Services	01-422-9585
ARE Communications	09252-29881
Arrow Electronics	0245-381626
Bredhurst Electronics	0444-400786
Dewsbury Electronics	0384-390063
DW Electronics	051-420-2559
Photoacoustics	0908-610625
R & E. S. (Guernsey)	0481-28837
Reg Ward & Co Ltd	0297-34918
Scotcomms	031-657-2430
South Midland Comms	0703-867333
Thanet Electronics	02273-63859
Waters & Stanton	0702-206835

or your local emporium

DEPT PW, BIGODS HALL, GREAT DUNMOW, ESSEX CM6 3BE. TEL (0371) 4677

Oryx

**connect
with
quality**

The Oryx name means a range of soldering tools and accessories designed to meet any modern requirement. Our comprehensive range includes lightweight, cordless rechargeable soldering irons, the famous "Super" and "Viking" standard designs and lightweight and temperature - controlled models. All with a wide selection of tip designs and sizes. The unique Portasol butane gas soldering iron completes the range. Oryx also supply the largest range of SR desoldering tools, including the new anti-static pump, power supply units, safety stands and solder pots.



Oryx - advanced design at an ordinary price

GREENWOOD ELECTRONICS DISTRIBUTORS

Toolrange 0734 22245 Reading, S.T.C. Electronic Services 0279 26777 Harlow, Verospeed 0703 641111 Eastleigh, Electroplan 0763 41171 Rayston, Engineering and Electronic Supplies 0639 54162 Wales, Cobblers 01-699 2282 London, Buck & Hickman U.K. Anglia Components 0945 63281 Cambridge, E.I.C. Ltd 0727 36311 St. Albans, Willowvale Electronics 0734 860158 Reading, Longs 09328 61241 Surrey.

Please telephone or write for further information to:

Greenwood Electronics Portman Road, Reading, Berkshire, RG3 1NE
Tel: Reading 0734 595844. Telex: 848659

PW

Cirkit &

WPO COMMUNICATIONS

are pleased to announced that Cirkit Distribution will now be responsible for the Marketing & Distribution of many of the kits currently available from WPO Communications. Listed below are all the kits currently available from both sources – please order from the correct address!

FROM CIRKIT

DSB80 – QRP CW/DSB transceiver for 80 or 160m. High sensitivity receiver, 2W CW or PEP Tx output. Complete kit of parts with all hardware, pcb, components and 5 digit DFM. Stock No 41-02502 **£85.00**

DSB2 – QRP CW DSB transceiver for either 160, 80, 30 or 20m with Minisynth PLL VFO and on-board Active Filter. Complete with punched case and all hardware, pcb's and components for DSB2 and Minisynth.

Stock No 41-02605 (160m) **£91.50** 41-02606 (80m) **£91.50**
41-02607 (30m) **£91.50** 41-02608 (20m) **£91.50**
41-02609 **£36.00**

DSB2 DFM for 20 and 30m **£36.00**
MINISYNTH VFO – miniature PLL synthesised VFO for 20,30,80 or 160m (direct conversion) or 10, 20 and 160m (10.7MHz i.f.). High level output for direct drive of DBM's (SBL1 etc) 800kHz offset for CW. Kit includes pcb and all components. **£31 each**. Please state i.f. Band.

2 METRE TALKBOX – The popular alternative to high priced 2m 'Black Boxes'. RX – 6 channel low noise design with 3 chamber helical filter, sensitivity better than 0.25uV for 10dB quieting. TX – 1W o/p into 50 ohms with dedicated speech processor ic. Complete kits with pcb's and all components (no xtals). Stock No 41-02802 **£69.95**

VHF MINISYNTH – PLL VFO offering full coverage of the 2 metre band, with 600kHz offsets for Repeater use etc, on Tx and Rx depending on xtals installed. Complete with kit pcb and all components (no xtals). Stock No 41-02803 **£38.50**

ACTIVE FILTER – SSB/CW filter to enhance performance of the DSB80 or any other receiver. 11 poles of filtering in 7 selectable positions. Kit includes pcb and all components. Stock No 41-02900 **£18.25**

SPEECH PROCESSOR – Audio speech processor with VOGAD, clipping and filtering circuits to enhance the copy of your signal. Suitable for FM, AM, SSB or CB. Kit includes pcb and all components. Stock No 41-02901 **£13.90**

Prices include VAT. Post & packing 60p per order. Full details of these and all other Cirkit kits in the AUTUMN 85 Catalogue price £1.15.

FROM WPO



micron

£241 FOR 6 BANDS/
INTERNAL ATU/
DIGITAL DISPLAY

Join the world of QRP

Our latest transceiver kit with 6 band operation (80, 40, 30, 20, 15 & 10) fast becoming a best seller. Sensitive receiver with AGC, S Meter, IRT, 3 position LC filter and lots of other features. Tx has fully shaped and variable RF output from 8W down to mW. High grade pcb's, screen printed with component placings and comprehensive step-by-step manual designed for the newcomer. Available as a complete Transceiver Kit with custom Case/Hardware, INTERNAL ATU, Power/SWR metering and Digital Display at **£241 inc.** Or, the basic 6 band pcb kit is **£145**, with case at **£182.50**, with options of Display at **£38.50** and Internal ATU at **£37.00**. Brochure available (s.a.e. please).

ALPHA – our 40W+ SSB/CW Monoband Transceiver for 160 or 20m. Usable as a Mobile or Base rig, it comes complete with all components, Case/hardware, Digital Display and comprehensive instructions at **£179.95 inc.**

MICRON MATCH ATU – developed from the MICRON ATU, complete with case, connectors and suitable for up to 20W or SWL Transmatch type. **£39.95 inc.**

OTHER KITS – RF Broadband preamp 1.8-30MHz, **£15**. Talking Frequency Meter for Blind ops at **£179**. UNIVERSAL MORSE MEMORY (see PW Review) at **£52.45** (either std or MS version available). For more details of all kits please send 40p in stamps. Allow up to 28 days for delivery. Export a pleasure.

NEW CATALOGUE
OUT
NOW!

CIRKIT DISTRIBUTION LTD.,
PARK LANE, BROXBORNE, HERTS. EN10 7NQ.
TEL: 0992 444111 TELEX: 22478



UK
DESIGN
AND
MANUFACTURE

20 FARNHAM AVENUE, HASSOCKS G3WPO
WEST SUSSEX BN6 8NS MAIL ORDER ONLY
 24hr
Ansaphone 07918 6149

R WITHERS COMMUNICATIONS

584 HAGLEY ROAD WEST, OLDBURY, WARLEY
B68 0BS (QUINTON, BIRMINGHAM)
Tel: 021-421 8201/2 (24 HR ANSWERPHONE)



Raycom Limited

Made to measure R.F. amplifiers – off the peg! For the first time a choice of linear or class 'c' designed to match your hand-held or portable radio.

FULL RANGE OF YAESU,
ICOM, TRIO ETC. SOME
AT PRE-INCREASE
PRICES. PHONE FOR
LATEST STOCK LEVELS

THE AMAZING MULTI-P6 MOBILE VHF-UHF ANTENNA

Acclaimed for its high quality rugged engineering, 6 modes of operation, on or off the vehicle. (Free Space Design) British designed and made by A.R.M. Antennas.

Basic Package **£34.50** + **£2.50** p&p. Complete Package **£39.25** + **£2.50** p&p. Includes Colinear Element

SCOOP PURCHASE

TRIO/KENWOOD

Super deals on Transceivers Receivers and Accessories. Call or telephone for the RWC BARGAIN LIST.

– BEST PRICES IN THE COUNTRY! –

★ INPUTS FACTORY
ADJUSTABLE FROM
500mW
TO 5 WATTS – ALL AMPS
SET FOR 1-3 WATTS.

★ ALL UNITS HAVE RF
RELAY CHANGEOVER +
SWITCHABLE SSB/FM
HANG TIME.

★ FULL 12 MONTH PARTS
AND LABOUR WARRANTY.
★ STATUS L.E.D.s.

UHF UNITS (430-440MHz)

	ORDER CODE	PRICE
25W FM/CW	U25F	£79.50
15W FM/CW/SSB/AM	U15L	£89.50
15W FM/CW	U15F	£59.50

VHF UNITS (144-149MHz)

	ORDER CODE	PRICE
45 FM/CW	V45F	£62.30
35 FM/CW/SSB/AM	V35L	£59.50
25 FM/CW	V25F	£48.50
15 FM/CW/SSB/AM	V15L	£49.50
15 FM/CW	V15F	£39.50

All units use
Toshiba or Mitsub-
ishi RF power
modules as used in
all new VHF/UHF radios.



Quality British
construction.
Real Value for money.

IF YOU REQUIRE A
DRIVE LEVEL OTHER
THAN 1-3 WATTS
PLEASE STATE AT TIME
OF ORDERING. PLEASE
ADD £2.50 POST +
PACKING. TELEPHONE
ORDERS ON VISA +
ACCESS CARDS.
PLEASE MAKE
CHEQUES PAYABLE TO
R. WITHERS COMMS.

FROM ONLY
£39.50 + P&P



HAVE APPOINTED
R.W.C. AS THEIR SOLE
DISTRIBUTORS FOR THESE
FANTASTIC NEW PRODUCTS
FOR 1985

10FM CORNER

WE'VE DONE IT! 10FM FROM
OVER 90% OF LEGAL FM CB's

ONLY
£22.50
+ P&P

★ MODS ANY CB WITH THE SANYO LC17136
OR 7137 SYNTH. CHIP TO TEN MTRS FM
INCLUDING REPEATER SHIFT.

★ MEASURES ONLY 5 1/2" x 3/4"

★ SIMPLE TO INSTALL – REQUIRES
JUST A SOLDERING IRON,
SIGNAL SOURCE PLUS
SIMPLE TEST GEAR.
ONLY EIGHT WIRES
TO SOLDER.

★ EVERY BOARD
FACTORY
TESTED



IDEAL FOR SWLs
AND BEGINNERS!
FROM A PROVEN
DESIGN BY BILL SPARKS
G8FBX AND COLIN HORRIBIN G3SBI

★ KITS NOW AVAILABLE £17.50 + £1.00 p&p. Also for DNT/
LCL @ £12.95.

★ COVERS 29.3-29.690MHz on most CB sets – sorry not
multi-modes.

★ SUITABLE FOR AMSTRAD, CYBERNET, BINATONE,
LOWE TX40, COLT, PLANET, YORK, LCL, FIDELITY,
COBRA, HARRIER, MIDLAND, MUSTANG, UNIDEN +
DOZENS MORE.

★ NOTE: WE CAN FIT THE BOARD FOR £19.50 PLUS
BOARD, BUT ENCOURAGE YOU TO FIT IT YOURSELF.
MAIL ORDER – PLEASE INCLUDE £1 FOR POST/PACKING
+ ALLOW 7-10 DAYS FOR DELIVERY. TWO OR MORE
POST FREE. BOTH PRODUCTS COPYRIGHT FBX-RWC
1984. PATENT APPLIED FOR. SHOP CALLERS WELCOME.
LATE NIGHTS THURS + FRI TILL 7. ACCESS/VISA
WELCOME.

PLEASE TELEPHONE FOR FULL STOCK AND SEC. HAND LIST – MANY BARGAIN PRICED PRODUCTS AVAILABLE

WOOD & DOUGLAS

★ 1250DC50 DOWNCONVERTER – THE MARKET LEADER ★

Specification:

Input frequency range	: 1240-1325 MHz
Intermediate frequency	: 50 MHz nominal
Local oscillator injection	: 1190-1325 MHz
Conversion gain	: > 25 dB; 30 dB typical
First RF stage	: MGF 1100 Ga As FET
Mixer type	: Discrete Schottky ring
Post mixer processing	: SL560c amplifier
Operating voltage	: 11.5-14.0 Volts
Operating current	: 80 mA nominal
Internal stabilisation	: 8.5v; 5.5v rails
External connections	: AFC input Supply input Tuning voltage input 8.5v rail output
RF Connections	: BNC

★ NEW PRODUCTS FOR FM TV ★

VP/D1 Pre-Emphasis/De-emphasis (CCIR)

Improve your video quality with this low-cost add-on board. May be wired for transmit or receive use. Includes amplification to compensate for attenuation of CCIR network.

SCT2 Transmit Sound Modulator

Generates FM sound sub-carrier which is then combined with composite video to drive UFM01. Requires 350mV RMS AF input. Specify 5.5MHz or 6.0MHz.

SCR2 Receive Sound Demodulator

Takes FM sub-carrier for VIDIF board and provides two squelched audio outputs, 600 ohm and 8 ohm, independently adjustable. Specify 5.5MHz or 6.0MHz.

Package Prices

1. 500mW TV Transmitter	(70FM05T4 + TVM1 + BPF433)	Kit	40.00
2. 500mW TV Transceiver	(As 1 above plus TVIP2 + PSI 433)		65.00
3. 10W TV Transmitter	(As 1 above plus 70FM10 + BDX35)		75.00
4. 10W TV Transceiver	(As 2 above plus 70FM10 + BDX35)		100.00
5. 70cms 500mW FM Transceiver	(70T4 + 70R5 + SSR1 + BPF)		80.00
6. 70cms 10W FM Transceiver	(As 5 above plus 70FM10)		115.00
7. 2M Linear/Pre-amp 10W	(144PA4/S + 144LIN10B)		45.00
8. 2M Linear/Pre-amp 25W	(144PA4/S + 144LIN25B)		48.00
9. 2M Linear/Pre-amp 25W	(144PA4/S + 144LIN25C)		51.00
10. 70cms Synthesised 10W Transceiver	(R5 + SY + AX + MOD + SSR + 70FM10)		165.00
11. 2M Synthesised 10W Transceiver	(R5 + SY + SY2T + SSR + 144FM10A)		125.00
12. 2M Crystal Controlled 10W Transceiver	(R5 + T3 + BPF + 144FM10 + SSR)		95.00
13. 70cms Linear/Pre-amp	(70LIN10 + 70PA2/S)		47.00
14. 24cms FMTV Receive, video out (Kit)	(VIDIF, 1250DC50 Boxed)		105.00
15. 24cms FMTV Receive, video out (Ass)	(VIDIF, 1250DC50 Boxed)		120.00
16. 24cms FMTV Receive, Ch 36 out (Kit)	(VIDIF, TVMOD1, 1250DC50 Boxed)		110.00
17. 24cms FMTV Receive, Ch 36 out (Ass)	(VIDIF, TVMOD1, 1250DC50 Boxed)		126.00
18. 24cms FMTV Transmitter (Kit)	(UFMO1, 70LIN3/LT, 70FM10, WDV400/1200 Boxed)		140.00
19. 24cms FMTV Transmitter (Ass)	(UFMO1, 70LIN3/LT, WDV400/1200 Boxed)		170.00

FM TV MODULES

50mW 420MHz Source (Video Input)	UFMO1	ASS	KIT
50MHz i.f. Processor	VIDIF	30.10	22.75
Varactor Multiplier (Boxed)	WDV400/1200	58.20	40.90
1250MHz Downconverter (50MHz i.f.) (Boxed)	1250DC50	63.95	40.90
1250MHz Masthead Pre-amplifier	1250PA2/S	T.B.C.	—
Transmit Sound Modulator	SCT-2	8.00	—
Receive Sound De-Modulator	SCR-2	11.75	—
Pre-emphasis/De-emphasis	VP/D1	T.B.C.	—

AM TV Products

Receiver Converter (Ch 36 Output)	TVUP2	28.75	23.95
Pattern Generator (Mains PSU)	TVPG1	48.50	39.40
TV Modulator (For Transmission)	TVM1	10.35	6.05
Ch 36 Modulator (For TV Injection)	TVMOD1	10.15	5.75

Details of these and other new products are included in our 1985 catalogue. This will be posted to your on receipt of an A5 stamped self addressed envelope. Kits are usually available by return of post but please allow 28 days for any unforeseen shortages. Place your order by post or by telephone using your credit card. Please include £1.00 to cover order handling and postage.

Our products are kits or assembled kits consisting of circuit board and all components to mount on the board. We do not include external hardware such as boxes, connectors, etc.


If your purchase does not work when assembled then apart from being surprised we will offer to service the module for a small charge depending on the complexity of the project. So please remember...

ANYONE CAN SELL A KIT... REPUTATION SELLS OURS

UNIT 13, YOUNGS INDUSTRIAL ESTATE
ALDERMASTON, READING RG7 4PQ
TEL: (073 56) 71444 TX: 846630



dressler



LINEARS

D200 2 MTR 500W SSB £699

D200S 2 MTR 750W SSB £799

D70 70 CMS 550W SSB £799

PRE-AMPS – NEW MODELS

MODEL	FREQ.	NOISE	GAIN	POWER	PRICE
EVV1296S	1.25-1.3GHz	0.7-0.9	16-19dB	100W	£139
EVV1296C	1.25-1.3GHz	0.9-1.2	16-18dB	100W	£119
EVV1296	1.25-1.3GHz	1.9-2.1	14-17dB	100W	£100
EVV700	430-440MHz	0.5-0.9	15-18dB	500W PEP	£90
EVV2000FB	144-146	0.6-0.9	16-18dB	1000KW PEP	£90
EVV200FB	144-146	0.6-0.9	16-18dB	700W PEP	£80
EVV2000GAAS	144-146	0.6-0.8	16-18dB	1KW PEP	£90
EVV200GAAS	144-146	0.6-1	16-18dB	700W PEP	£80
EV2GAAS	144-146	0.6-0.9	15-18dB	100W PEP	£60

VV INTERFACE FOR ABOVE PRE-AMPS

£20

RECEIVE PRE-AMPS

MODEL	FREQUENCY	NOISE	GAIN	PRICE
EWPA 560	50-600-1GHz		16.5dB-1dB	£60
IP3 order	+18dBm			
ERPA 1296	1.25-1.30	0.8	17-18dB	£70
ERPA 435	430-440	0.5	15-18dB	£60
ERPA 144	144-146	0.7	16-18dB	£60



GAASFET PRE-AMPS

dressler

**191 FRANCIS ROAD
LEYTON · E10**

OPEN: MON -
SAT 9AM - 5.30PM
HP FACILITIES AVAILABLE
PROMPT MAIL ORDER

TELEX 8953609 LEXTON G

TEL. 01-558 0854 / 01-556 1415



AOR 2002 Now 25-550 800-1.2GHz	YAESU FRG-9600 £445 60-905MHz AM · FM · SSB	HX 4000 60-89, 118-174, 380-495, 800-950MHz. 5-10-12-5 25KC steps complete with mount, NiCad charger and antenna £320.00	ICOM R71 100KC-30MHz AM FM SSB CW GEN. COV.	YAESU FRG 8800 + OPTIONAL FRV8800 CONVERTOR GEN. COV.
 HX 2000E An excellent hand-held scanner 60- 80MHz 118-136MHz 138-174MHz 436-490MHz 490-525MHz AM/FM 5-10-12½Kc steps	TRIO-KENWOOD R600 TRIO-KENWOOD R2000 	ICOM IC-751 ALSO AVAILABLE IC-745 IC-735	YAESU FT-757GX + FP757 HD PSU + FC757 ATU	TRIO-KENWOOD TS-940 NEW!
 ICOM IC2E 2MTR ● IC02E IC4E 70CMS ● IC04E + ALL ICOM ACCESSORIES	 TRIO KENWOOD TH-21 TH-41	 YAESU FT 209 709	 YAESU FT 203R 703	

MOBILE TRANSCEIVERS

YAESU	FT290R	SEE US
	FT2700R	AT THE
	FT270R	SHOW FOR
	FT270RH	PRICES
ICOM	IC290E	410.00
	IC290D	450.00
	IC490E	495.00
	IC505	310.00
TRIO	TW4000	
	TR9130	470.00
	TR50	495.00

LATEST NEWS



**ICOM R7000
SCANNING RECEIVER**
25MHz-2GHz
FULL SSB, AM, FM &
MEMORIES

APPROXIMATELY £700.00

Now full range of MUTEK products stocked

**dressler - ara 30 -
active antenna**
200 kHz . . . 40 MHz

Professional
electronic circuitry
with very wide
dynamic range
Meets professional
demands both in
electronics and
mechanical ruggedness.
120 cm long glassfibre
rod. Circuit is built into
waterproof 2.5 mm thick
aluminium tube. Ideal for
commercial and swl-receiving
systems. £90 + £4 p&p
See Review in August Issue p.15

**SEE US AT LEICESTER (GRANBY HALLS)
FOR OUR SPECIAL SHOW OFFERS**

MET

**ANTENNAS
JAYBEAM
TONNA · TET**

**DRESSLER FULL RANGE STOCKED
MAST HEAD PRE-AMPS
GAAS FET
POWER HANDLING UP TO 1KW
-7 to -9dB NOISE 15 to 19dB GAIN
0.2dB INSERTION LOSS**

**DIAWA ROTATORS
IN STOCK**

VHF POWER AMPS.

D200 2MTR. 300w F.M. 550w SSB **£699**
D200S 2MTR. 400-500w 1Kw. D.C. in **£799**
D70 70cms 325w F.M. 500w SSB **£799**

NEW MODEL DUE SOON

1296 MHz. 1w-in-10w-out.

TALK TO THE REST . . . THEN TALK TO US FOR THE BEST PRICES



Phone Patch

Sir: During the last two weeks I have been unfortunate enough to be the first person on the scene of two serious road traffic accidents. Both accidents were in remote rural areas with no telephone nearby. I was able to use my 144MHz radio to call for assistance and this was rapidly at hand. It was indeed fortunate that both incidents took place during the early evening when there were a number of amateurs able to assist at once.

Turn the clock back to a wet night last March in California (yes it does rain there!) and a similar situation when I encountered a six-car pile-up which blocked the road at 3am I was immediately able to summon

help through the phone patch on the local repeater and as a result two critically injured people are alive today. I subsequently found that the nearest phone was ten miles away and as a stranger to the road I would have had difficulty in finding it. Consider the implications if this had happened at 3am in the UK and nobody was listening.

A number of repeaters are currently being fitted with phone lines to enable the RSGB headline news to be read. This is an ideal opportunity for phone patch facilities to be installed on an experimental basis. This might only save one life but this would surely be worth it.

P. L. Crosland G6JNS
Worcester

Send your letters to our Editorial Office in Poole, the address is on our contents page. We will pay £10 for the Star Letter each month, £5 for any others published. Letters must be original and not duplicated to other magazines. The Editor reserves the right to shorten or modify any letter. We regret that we cannot answer letters by post unless accompanied by an s.a.e. Brief letters may be filed via our Prestel Mailbox number 202671191. The views expressed in letters are not necessarily those of Practical Wireless.

Novice Licence

Sir: After 37 years of pursuing a novice amateur radio licence for the UK, the RSGB have now changed their minds on the issue. The new aim is first the introduction of an "Intermediate" licence, requiring the present RAE plus 5 w.p.m. Morse. This would be followed later by a higher level RAE. The present RAE would also remain.

At a time when amateur radio is in world-wide decline and few young people are being attracted into the hobby, preferring computing or CB, all the RSGB Council can think of is to introduce elitism. Most RSGB Council members, being highly qualified professionals, would have no trouble passing a higher level exam, but it will do nothing for the future of the hobby.

Anyone who claims that a novice licence is a no-test licence has obviously not studied the proposal, which is based on the American

Novice level. The case today for a novice amateur radio licence could not be stronger. The present RAE is, to use an analogy, producing people who know how the car works but are unable to drive. Already over 30 countries have a Novice class of amateur radio licence. All those who support a Novice licence for the UK should write to the Department of Trade and Industry, Radio Regulatory Department, Waterloo Bridge House, Waterloo Road, London SE1 8UA.

Ian Abel G3ZHI

Secretary

*Amateur Radio Novice
Licence Campaign*

Radio Investigation Service

Sir: There is a rumour about that the radio amateur licence fee is to be increased once again! Surely it should be coming DOWN now that the Radio Investigation Service, freely available for

PW COMMENT

Communication

THERE HAS BEEN SOME SPECULATION regarding the future effect of the new *Interception of Communications Act** on radio enthusiasts.

It seems that the effect will be fairly minimal, since the Act deals only with the interception of communications sent by post or by means of a public telecommunications system. Just what constitutes a public telecommunications system is laid down in the *Telecommunications Act 1984*, occupying in all nearly four pages. In simple terms, it is (as the name implies) a system offering telecommunications facilities to the general public. In other words, something like the BT telephone system, or a cellular radio system.

On this basis, the new Act's effect on radio eavesdropping will be limited to public radio-telephone systems, including point-to-point links, cellular radio, carphones, trainphones, ship-to-shore services and the like, and to cordless telephones. It should be remembered though, that listening to any radio signals other than those from licensed amateur stations and authorised broadcasting stations, is illegal under the *Wireless Telegraphy Acts* unless you have a licence or letter of authority to cover the radio service concerned.

Although our recent readership survey showed that a majority of those completing the questionnaire think the RSGB is doing a good job for amateur radio, there is a significant ground-swell of dissatisfaction with the Society at present. We know that at least one motion of no-confidence in RSGB

Council had been submitted for consideration at the forthcoming Annual General Meeting, and it is obviously important that a good representative cross-section of the membership should be there to join in the debate and to vote for the future direction of amateur radio in the UK.

Just how good a job the RSGB really is doing is not easy to assess. Certainly its most obvious shortcoming is the reluctance to communicate details of its operations on behalf of all UK radio amateurs to the membership at large—a strange trait in a communications-based organisation. Agreed, far more is made public nowadays than just a couple of years ago, but somehow the brief reports on Council meetings published in *Radio Communication* convey the impression that they hide more than they reveal. I know I am not alone in this feeling, and that this air of secrecy does nothing to enhance the RSGB's reputation with members, or with the many other radio amateurs who ideally should belong to the national society but feel the subscription not worth while.

The next Annual General Meeting takes place on 7 December 1985 beginning at 2pm at the Institution of Electrical Engineers, Savoy Place, London WC2. Obviously there would not be room for a very big percentage of the total membership, but it is vital that as many as can attend should do so. Don't leave everything to the vocal minority, of whatever persuasion.

A handwritten signature in dark ink, appearing to read "Geoff Arnold".

**Interception of Communications Act 1985*, ISBN 0 10 545685 3 HMSO £2.30.

BOOKSHELF

over half a century, has been virtually "privatised". In future it is to cost the owners of television sets the sum of £21 to get advice on their interference problems, whilst the users of business radios will be charged at a "commercial rate", whatever that might mean.

In 1983-84, the RIS cost £8.9 million, of which £7.1 million was spent on remedying interference, and £800 000 on enforcement. Truly staggering figures, which are now to be saved under the new arrangements. Whenever the amateur licence fee was raised in the past, it was always pointed out that this was due to rising costs — especially those of running the RIS, towards which a large proportion of the fee was channelled. So, without this annual cost, can we now gleefully anticipate a hefty REDUCTION in our licence fee? No prizes for the answer!

Douglas Byrne G3KPO
Ryde, IOW

EMP

Sir: Who is M. J. Darby? Is the name a cover for a member of Minister Heseltine's black propaganda department? The central section of his

article (*Communications and Nuclear Explosions*, August PW) was technically fascinating but was it intended that getting us engrossed in that would make us subliminally accept his beginning and end?

In the introduction we are asked to believe that the basis of the problem can be demonstrated in the picture of us trying to start our cars on "the morning after" as if all was otherwise normal. No-one will be trying to start a car immediately and if Mr. Darby hopes the "authorities" will be capable of starting any sort of reconstruction then he is very naive and should proceed to study the other effects of nuclear warfare.

His belief that it is "vital" that military communications are "hardened" against e.m.p. is a farce. Who cares whether the Generals could communicate when they move into nuclear war?—I don't! So angry am I at Mr. Darby's easy acceptance of their priorities that I here issue a public call for members of RAYNET to refuse to involve themselves in the Government's Civil Defence exercises in preparation for nuclear war.

Michael A. Lacey
Reading, Berks.

COMPUTER & TELECOMMUNICATIONS HANDBOOK

by Jeff Maynard. Published by Collins Professional & Technical Books

238 pages, 156 x 234mm (hardback). Price £12.00

ISBN 0 246 12253 6

This really is a book for the professionals and university students, as its relevance for the hobbyist is somewhat limited. It is packed with information that would normally take the reader a great deal of time, trouble and probably money to collect.

For the radio enthusiast such information as signal reporting codes, international frequency allocations, international call signs, world TV systems and Morse code tables would be useful, especially all in the one book. The

professional computer programmer or analyst etc., would be able to use such information as the character codes, the octal to decimal tables, the hexadecimal to decimal (and vice versa) tables, the data systems standards and the symbol charts as just a small part of the available data.

The most obvious strength of this book is the fact that a vast amount of data is available in a single source. The Contents and Index are both well documented making the book very easy to use.



OUR SERVICES

QUERIES

Although we will always try to help readers having difficulties with a *Practical Wireless* project, we cannot offer advice on modifications to our designs, nor on commercial radio, TV or electronic equipment. Please address your letters to the Editor, "Practical Wireless", Westover House, West Quay Road, Poole, Dorset BH15 1JG, giving a clear description of the problem and enclosing a stamped self-addressed envelope. Only one project per letter please. We cannot deal with technical queries over the telephone.

Components for our projects are usually available from advertisers. For more difficult items, a source will be suggested in the article. The printed circuit boards are available from Albol Electronic and Mechanical Products Ltd, 3 Crown Buildings, Crown Street, London SE5 0JR. Tel: 01-703 2311/2312; Proto Design, 14 Downham Road, Ramsden Heath, Billericay, Essex CM11 1PU. Tel: 0268 710722; Sitec Ltd, Ridgmond Park, Telford Avenue, Stevenage, Herts. Tel: 0438 312566.

PROJECT COST

The approximate cost quoted in each constructional article includes the box or case used for the prototype.

Practical Wireless, November 1985

SUBSCRIPTIONS

Subscriptions are available at £13 per annum to UK addresses and £15 overseas, from "Practical Wireless" Subscription Department, Oakfield House, 35 Perry-mount Road, Haywards Heath, West Sussex RH16 3DH. Airmail rates for overseas subscriptions can be quoted on request.

CONSTRUCTION RATING

Each constructional project is given a rating, to guide readers as to its complexity:

Beginner

A project that can be tackled by a beginner who is able to identify components and handle a soldering iron fairly competently.

Intermediate

A fair degree of experience in building electronic or radio projects is assumed, but only basic test equipment is needed to complete any tests and adjustments.

Advanced

A project likely to appeal to an experienced constructor, and often requiring access to workshop facilities and test equipment for construction, testing and alignment. Definitely not recommended for a beginner to tackle on his own.

INSURANCE

A special insurance scheme has been arranged for PW readers to cover your radio equipment. Details are available from PW Radio Users Insurance Scheme, B. A. Laymond & Partners, 562 North Circular Road, London NW2 7QZ. Tel: 01-452 6611.

BACK NUMBERS AND BINDERS

Limited stocks of some recent issues of PW are available at £1 each, including post and packing to addresses at home and overseas (by surface mail).

Binders are available (Price £5.50 to UK addresses, £5.75 overseas, including post and packing) each accommodating one volume of PW. Please state the year and volume number for which the binder is required.

Send your orders to Post Sales Department, IPC Magazines Ltd., Lavington House, 25 Lavington Street, London SE1 0PF. All prices include VAT where appropriate.

Please, make cheques, postal orders, etc., payable to IPC Magazines Limited.

CW Radio Bulletin UK3KP

In September last year, Pat Gowen G3IOR visited the Soviet Union for talks and discussions on mutual amateur-radio satellite interests at the Central Radio Club in Moscow. In addition to satellite matters, a number of projects and experiments were discovered that will be of general interest in a wider context. One of these is a fully automatic multi-frequency beacon and bulletin system, designed and built by a club group effort.

Amateur radio club-station UK3KP of *Komsomolskaya Pravda*, a popular Russian newspaper, has its station and HQ located at Universal Locator KO85VS in Moscow. It has a large membership of keen technical enthusiasts, who collectively decided upon a project to create a multi-band system that would act both as a beacon and as a source of updated and topical amateur radio news of national and international interest. The aim and intentions of the project are to:

1. Convey information of amateur radio from and to the amateurs of the world.
2. Provide media information for other newspapers and periodicals about amateur radio, such items as young pioneer activities, contest information, rules and results, etc.
3. Give information and reports of DX-peditions, etc.
4. Detail the locations, dates and contents of technical exhibitions, rallies, meetings, etc.
5. List amateur-satellite news and activities, orbital data, schedules, etc., in liaison with the AMSAT Europe Net, USSR Sputnik Net, the RS3A command station, etc.

6. Indicate updated propagation forecasts and studies of h.f. conditions, solar activity, etc.
7. Provide information and guidance on v.h.f., u.h.f., and s.h.f. propagational events, tropospheric data, sporadic E probability, auroral warning, meteor scatter periods, and general studies on related phenomena.
8. Provide detailed information on v.h.f. and u.h.f. receiver circuitry, antenna parameters and

frequencies, 1-877, 3-633, 7-067, 14-337, 28-751, 144-140, 432-153 and 1296-459MHz. All the h.f. transmitters have 10 watts output, whilst all the v.h.f. and u.h.f. transmitters put out 5 watts. The 1-80, 3-5, 7 and 14MHz band transmissions are individually matched and fed into a horizontally-polarised delta loop, 80 metres long. The 28MHz transmission is radiated from a 10 metre long vertically-polarised delta-loop. The 144MHz transmitter feeds an F9FT 9-element horizontally-polarised Yagi, beamed at 15 degrees azimuth, whilst both the 432 and 1296MHz outputs are fed into omnidirectional, horizontally-polarised crossed-dipoles.

System Details

The general housing includes the antenna switching unit, logic unit,

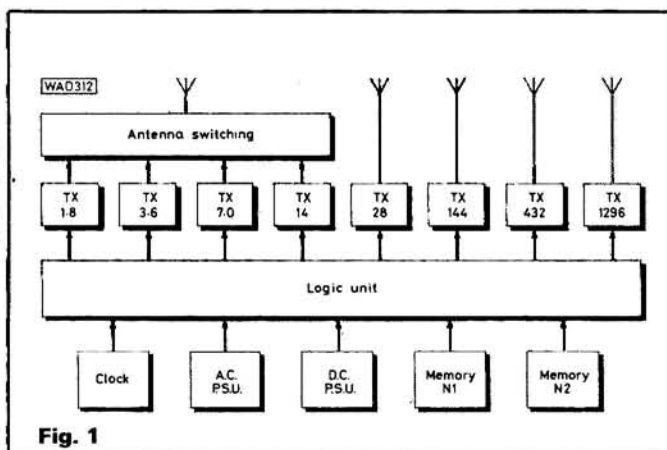


Fig. 1

feeds, and test-range measurements.

9. Transmit educational programmes in Morse code for training and speed assimilation.

The apparatus (Fig. 1) consists of eight solid-state transmitters on the

memory banks N1 and N2, a 220V 50Hz a.c. mains power supply, and a battery back-up supply for emergency use. The entire sequence switching is controlled automatically from a simple domestic electronic clock, and has an accuracy of better than a second per day.

The sequence of the time controlled transmissions with the N1 programme is shown in Fig. 2. MSK is Moscow time, which is three hours ahead of UTC (GMT) in

winter, and four hours ahead of UTC (GMT) in Summer Time.

On the v.h.f. and u.h.f. frequencies programme N1 transmits each hour, for 24 hours per day. The first frame of N1 take some three to four minutes of transmission time, then the remainder of the hour is filled with programme N2. This sequence for the v.h.f./u.h.f. transmissions, each acting as a twin-programme beacon, is shown in Fig. 3.

The system has been under test since its installation in August 1984, and was switched to full-time operational status with a full programme schedule in early June 1985. It is possible that a few minor changes may be made to the exact frequencies and timing schedules before the format is finalised, in order to ensure full mutual compatibility.

The long-term plans of the UK3KP club are to develop the system to use computers, with RTTY and voice synthesis, and to link the system with amateur-radio satellites. It is planned to link the command line by both telephone and v.h.f./u.h.f. links, and to increase the memory and experimental capacity with high-speed digital transmission systems. Reports of reception, suggestions and ideas on the UK3KP transmissions and evaluations would be greatly appreciated, and may be sent via Radio Bulletin UK3KP, PO Box 88, Moscow, USSR. They will all be acknowledged and QSL'd 100 per cent.

Acknowledgements

The writer wishes to acknowledge the help and advice of those who designed and built the system, viz. RW3DR, UW3EH, UA3CR, and the many other members of UK3KP who assisted in the project and its explanation.

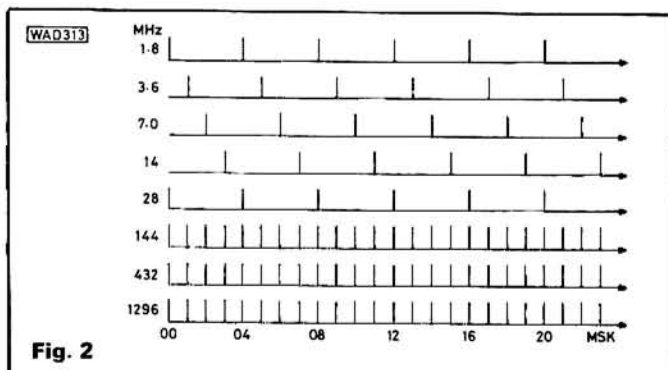


Fig. 2




Fig. 3

NEWS

British Cellular

The first cellular telephone equipment made in the UK is now in use on the Vodafone network.

Transportable Vofadones are being produced at Racial Seaton Ltd, Devon. They were the first UK factory to win BABT approval to



manufacture cellular subscriber equipment. The photograph shows part of the Seaton factory.

Base station equipment is being assembled at Racial Carlton Ltd, Nottinghamshire.

Our Apologies . . .

To PW readers who went along to the Red Rose Rally at Haydock Park on August 18 hoping to see us there. Unfortunately, the car containing all our exhibition stock was the object of the attentions of a light-fingered gent (?) the night before in the hotel car-park.

Hopefully, you caught up with us at Telford, Lincoln or Dundee during September. Otherwise you'll find us at the Welsh Amateur Radio Convention on October 6 at the Oakdale Community College, Blackwood, Gwent (doors open 10 am); at the Great Lumley Rally, also on October 6, at the Community Centre, Great Lumley, near Chester-le-Street, Co. Durham, commencing at 11 am; and at the Leicester Amateur Radio Show, at the Granby Halls on October 25/26 (doors open 10 am).

Looking a little further to the future, we plan to be at the first St. Albans (Verulam) Christmas Rally, at St. Albans City Hall on December 1, doors open 11 am.

For the benefit of aspiring Class A Licensees, BT Morse Tests will be available at Blackwood and at Leicester. Further details from Gavin Williams G3YCP, BT Radio Station, Worston Lane, Highbridge, Somerset.

Members and friends from Ballymena Amateur Radio Club, GI3FFF, on Rathlin Island with the special event station GB2MRI between 7 and 11 August '85.

The photograph shows (l-r): GI3RNY, Graham Williamson, GI4KUM, GI4OZT, GI3UHL, GI4TOR, GI4VJZ, GI4OUE, Hugh Kemahan, GI4HCN, GI1KLH, GI4DCC, GI4CRL and GI4POV (back row).

Seamus Hannaway, Samuel Chesney, GI4MFM, John Chesney, GI4OCV, Sean Hannaway and Edwin McAteer.



Mobile Rallies

2 November 1985

The Fifth North Devon Radio Rally is to be held in Bradworthy Memorial Hall (near Holsworthy) on Saturday November 2. It opens from 10.30am to 5pm with talk-in provided on S22. All the usual features including Bring and Buy.

2 March 1986

The Doncaster Amateur Radio Rally will be held in the Adwick Leisure Centre, Welfare Road, Woodlands, Doncaster. Doors open at

11am (10.30am for disabled) and the admission fee is 50p. Many trade stands as well as Bring and Buy etc. Talk-in is provided on v.h.f. and u.h.f. and refreshments and bar are available. Further details from G8XTU QTHR or Tel: Doncaster 531365 or Doncaster 539446 ext 38.

16 March 1986

The South Essex ARS are holding their first mobile Rally at The Paddocks Community Centre, Canvey Island, Essex. Further details from G4FMK QTHR.

New 50MHz Beacon

A new 50MHz beacon became operational during late August. Located at the IBA TV transmitter site at Rosemarkie (National grid ref: NH 762623) on the edge of the Moray Firth, GB3RMK the third UK 50MHz beacon, can be found on 50-060MHz.

Departures

Eagle-eyed readers may have noticed several changes in the staff listed on our Contents page this month. We bid farewell to two long-serving members—Alan Martin G8ZPW, News and Production Editor, who is taking up another post within IPC Magazines, and Dennis Brough, our Advertisement Manager, who will soon be enjoying early retirement. We thank them both for their past efforts on behalf of PW.

Taking over the hot seat in the Ad. Department is Roger Hall G4TNT, formerly Senior Sales Executive.

Auroral Predictions

The August 85 edition of Cambridge Kits *Kit News* contains details of their comprehensive range of budget price radio related projects. VHF DX addicts will be interested in the 10–150kHz v.l.f. receiver which can be used to provide advance warning of v.h.f. auroral conditions. The principle is that solar flare activity leads to auroral events with a time lag of 30 hours, which is the time taken by ionised particles to travel from the sun to earth. By monitoring a known constant source of radio signals, such as OMA in Czechoslovakia (50kHz), it is possible to observe the direct effect of solar flares—a sudden change to night-time signal levels. Some 30 hours later look out for possible auroral activity. Cambridge suggest the receiver is interfaced with a tape recorder and interval timer, allowing real time compression so that a day's recordings can be quickly scanned for tell-tale signs of flare activity. Best DX so far reported includes Gorki, USSR on 25kHz, NAA Cutler, Maine 17-8kHz and Annapolis, Maryland 21-4kHz—typical ranges of 3000km. For further details of this and other items from the range send an s.a.e. (2 IRCs for overseas readers) to: *Free Kit News, Cambridge Kits, 45(P) Old Lane, Milton, Cambridge CB4 4BS.*

Telecommunications Wiring Booklet

The Office of Telecommunications (OFTTEL) has published an explanatory booklet entitled *Telecommunications Wiring in Business Premises and Homes*.

The booklet sets out and explains the basic rules for the installation of telecommunications wiring on customers' premises and domestic homes. It also

illustrates which apparatus and wiring remain the responsibility of the Public Telecommunications Operator and which can be the customer's responsibility. Copies of the booklet can be obtained, free, from: **Office of Telecommunications, Atlantic House, Holborn Viaduct, London EC1N 2HQ.**

Cirkit Market WPO


Occasionally this job has its rewards in that a p.r. man picks up the tab for allowing me to try some exotic food while he tries to convince me that his client's news is worthy of the entire editorial content of *PW*. One such rare occasion took place in a Japanese restaurant in London with a dozen or so of us sitting on the floor eating raw fish and other such oriental delights—all to tell us that Cirkit have now taken over the marketing of the WPO Communications range of amateur kits. "Wopo", as he is known in amateur circles, produces a range of kits and modules aimed mainly at the radio amateur and initially his 25 most popular kits will be stocked by Cirkit. The remaining kits and modules in the WP range will be carried from next January.

For full details, lists and prices contact either **WPO Communications, 20 Farnham Avenue, Hassocks, West Sussex, BN6 8NS. Tel: (07918) 6149** or **Cirkit Holdings plc, Park Lane, Broxbourne, Herts. EN10 7NQ. Tel: (0992) 444111.**

Traps

G2DYM Aerials have added two new traps to their range. The new versions cover the 21 and 28MHz amateur bands and have 150mm of aluminium tube at each end to facilitate the construction of two or three element tri-banders, tri-banders dipoles and trap verticals either a quarterwave or halfwave in height. Either version will set

you back £10.00 each (£1.00 p. and p.). Kits of two, four, eight or twelve traps can be supplied at £19.50, £19.50, £75.00 and £110.00 respectively plus of course post and packing at £1.50 for two or four traps, £2.00 for eight and £3.00 for twelve. Orders to **G2DYM Aerials, "Cobhamden Castle" Updown, Nr. Tiverton, Devon. Tel: 039 86 215.**



Down-converters

If you are into satellite TV then this new product from Holland will be of interest.

It is a low-noise down-converter for the 10.95 to 11.70GHz satellite TV band and is made by Tratec. Using surface mounted component technology to give stable operation and long life the EDC-752 will work over a temperature range of -30 to +60 degree Celsius with

local frequency stability of $\pm 1.5\text{MHz}$ and $\pm 1\text{dB}$ gain stability. The input v.s.w.r. is quoted at 1.5 max. and the noise figure variation is 2.2dB typical. The only other information we have is that the price is around \$595 ex-works Veenendaal. Contact Mr. K. van der Schaaff PO Box 385 3900AJ, Veenendaal, Holland. Tel: 31838521984.

CW Decoder

Are you trying to use your home computer to decode c.w. signals from your receiver? If you are then B&J Telecommunications have just the unit for you. Their new CDU947 board is a c.w. tone decoder which provides t.t.l. output signals from the audio input from the receiver.

The unit uses the XR2211 data p.l.l. chip and the necessary 5V to operate it is obtained directly from the computer's power rails. The port used on the computer

obviously depends on both the type of computer and the program being used but B&J suggest G4BMK programs will use the Centronics or parallel printer port.

For the technically minded minimum audio input is better than 10mV. Internal limiting clamps the input levels to a maximum of 600mV. Bandwidth is 200Hz centred on 850Hz.

The price of the CDU947 is £15.50 inc. postage from **B&J Communications, 9 Queens Walk, Thornbury, Nr. Bristol, Avon, BS12 1SR. Tel: (0454) 416381.**

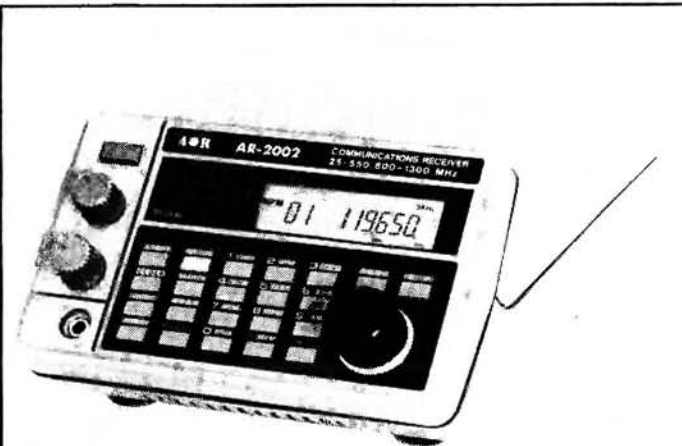
Prestel on Amstrad

The Amstrad 464 computer seems to be getting its fair share of coverage in this lot of products. Skywave Software have just released their add-on unit to allow 464 users to run the machine on Prestel. Full details will be given in next month's review of Prestel hardware. If you cannot wait until then try **Skywave Software, 73 Curzon Road, Boscombe, Bournemouth, BH1 4PW. Tel: (0202) 302385.**

Chisel or Screwdriver

Come on now—hands up all of you who have used a screwdriver as a chisel or scraper. Shame on you!

Well now you can buy the Chisel Driver—the ideal answer to those who use a screwdriver as a universal chisel, scraper, paint tin opener etc. The blade is designed like a chisel and is claimed to be tough enough to withstand the roughest use. Price is £3.99 inc. VAT. **Thunder Screw Anchors Ltd., Victoria Way, Burgess Hill, West Sussex RH15 9NF Tel: (0446) 5701.**



Monitor Receiver

This will give you a sneak preview of the latest communications receiver from AOR. The AR-2002 will be reviewed in our December issue so for full details you will have to be patient and wait until then, but to whet your appetite the coverage is 25 to 550MHz and 800 to


1300MHz with both push-button and stepping knob control of frequency from the front panel. A socket for an optional RS232 interface is provided on the rear panel. Price is given as £375 inc. VAT (carriage £7) from **Lowe Electronics Ltd., Chesterfield Road, Matlock, Derbyshire DE4 5LE. Tel: (0629) 2430.**

Amstrad RTTY

Scarab Systems have produced RTTY programs for two of the computers popular with our readers. The programs are for the Commodore 64 and Amstrad 464.

Scarab reckon that their Amstrad RTTY program is the best that they have produced for any machine. It has the usual Scarab features such as Instantaneous Transmit Mode, auto CARRIAGE RETURN/LINE FEED and a real time clock. The program also features several features new to

Scarab including on-screen menu display, large QSO buffer, 10K memory storage and a screen divided into "windows". The instructions provided with the software, which is recorded four times onto a standard cassette, are easily understood and cover all the points of using the program. Further details of this program and other Scarab Systems products direct from **Scarab Systems, 39 Stafford Street, Gillingham, Kent ME7 5EN** Tel: (0634) 570441.



Intelligent Tester

The Steinel Digi-Check 3 uses a built-in microprocessor to provide a simple to use but very sophisticated hand-held universal voltage tester. The instrument is autoranging with polarity and d.c./a.c.

sensing automatically performed. The measured voltage, sampled every 200ms, is displayed on a 3½ digit l.c.d. **Steinel UK Ltd., 17 Reddicap Trading Estate, Sutton Coldfield, West Midlands B75 7BU.** Tel: 021-378 2820.



Philips Attack

Philips have decided that the time is now right for an attack on the short wave listening market. They are introducing two competitively priced receivers with continuous electronic tuning from 150kHz to 30MHz. Also covered are the broadcast v.h.f. f.m. and marine bands.

The D2935, pictured here, is the cheaper of the two models and is priced at around £169. The more expensive model, the

D2999, will set you back £299 which buys you automatic search, three speed electronic tuner, switchable audio bandwidth and digital field strength meter. Operating from either batteries or mains, both models have digital displays, push-button keyboard for frequency entry and nine memories.

Philips reckon that these two new models will bring the power available to the radio amateur onto the beach and will be in demand world-wide.

BOOKSHELF

CABLE TELEVISION by Jeff Maynard. Published by Collins Professional & Technical Books 218 pages. 152 x 232mm. Price £12.95 ISBN 0 00 383016 0

Cable TV has been given a rough ride in the UK, where the existing broadcast standards are of high quality. Jeff Maynard examines all aspects of Cable TV, providing a detailed technical insight as well as a comprehensive catalogue of

its applications.

What emerges is a realisation that the fledgling piped films of today's systems will pave the way for the interlinked information networks of the future.

LINEAR IC EQUIVALENTS AND PIN CONNECTIONS by Adrian Michaels. Published by Bernard Babani (publishing Ltd).

247 pages. 194 x 264mm. Price £4.95 ISBN 0 85934 116 X

This book is the "sister" publication to Digital IC Equivalents and Pin Connections (also £4.95). Where possible each i.c. has as many as seven pieces of information in the equivalents table. They are the original type number, country of origin, manufactures, European type, American type and

Japanese type. The equivalents table takes up some 157 pages of the book.

The following section contains pin connection details. Of course, the Introduction of the book warns before making a final replacement choice you should consult the appropriate manufacturers literature.



**Linear IC
Equivalents
and Pin
Connections**

ADRIAN MICHAELS

Modifying the Western Penetrator DX-34 Antenna

The DX34 is a four element trapped beam for 14, 21 and 28MHz, manufactured by Western Electronics (UK) Ltd. I purchased my original DX34 back in 1978, and after assembling it as per the instruction book, had very successful results with it.

The circumstances which led to the modifications about to be described were quite tragic in terms of amateur radio. During the 1983 CQ WW CW Contest a bad storm with exceptionally high winds brought my tower down, and with it the DX34. While I was waiting for the insurance claim to go through, I made a study of the various antenna books with a view to trying to improve the overall efficiency of the new DX34, in particular on 14MHz.

The standard DX34 has a 6.4m boom and the spacing between the elements as described in the instruction book is set out as in Fig. 1. The antenna is very broad-band and I had an s.w.r. of less than 1.8:1 over the whole of the 14 and 21MHz bands. In addition I was able to use both the c.w. and s.s.b. portions of the 28MHz band without any problems. The antenna was usually used at a height of 14m and it was interesting to see what could be worked with the antenna with just 5W input.

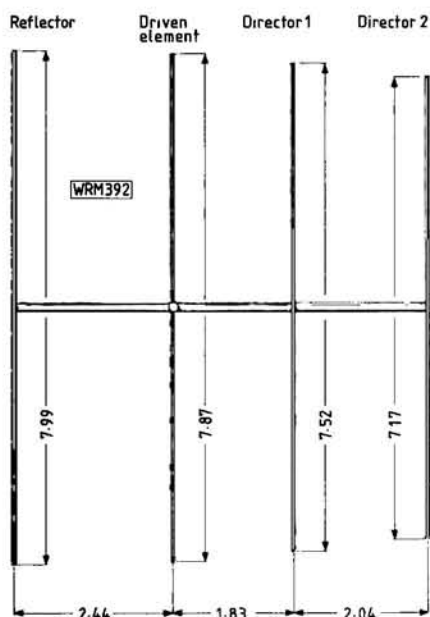



Fig. 1: The standard DX34 Antenna as described in the instruction book



The DX34 Antenna in its standard form supported by a P60 Versatower

Milliwatts

QRP can be very useful when testing antennas. If you manage to work DX through pile-ups and obtain good results in contests, then the antenna is obviously working properly. The results I have achieved with QRP, in addition to proving that high power is not necessary to work DX, have also proved that the DX34 is basically a very good antenna. The real test for the antenna came when I became interested in working DX with milliwatt power levels. I had modified my Ten-Tec 509 Argonaut so I could alter the voltage applied to the r.f. board containing the p.a. By measuring the voltage and the current I was able to monitor my input power, and have the ability to quickly switch from one power level to another.

I found that I was able to work some interesting DX with very low power levels, including stations in the USA on several occasions with power levels down to 5mW.

The factor which enabled DX to be worked whilst "milliwattting" was primarily the antenna, as any transmitter can be adjusted to run at low power levels, but not every antenna can radiate efficiently. I must confess to having spent some considerable time adjusting the elements of the DX34 for the best s.w.r. on each band, and also to removing everything in the feed line between the transmitter and the antenna, to minimise any insertion loss, etc., but the results still speak very highly for the performance of the antenna.

The one thing that I was never really able to understand was that all my best

"milliwattting" achievements had been accomplished on 21 and 28MHz. The s.w.r. was as good on 14MHz as it was on the other bands, but I was never able to establish a QSO with the USA whilst using less than 150mW input, whereas on both of the other bands I had been able to go right down to 5mW. I eventually put it down to the fact that 14MHz was not such a good band for "milliwattting" as 21 and 28MHz.

As a result of studying the available antenna books dealing with beams, I came to the conclusion that the gain and overall efficiency of my new DX34 could be improved by lengthening the boom and increasing the spacing between the elements.

Compromise

Element spacing on a four element beam has to be a compromise between what is best for radiation resistance, forward gain and front to back ratio. Generally close spacing is undesirable because of the low radiation resistance, and the best compromise is for element spacing in the region of 0.2λ , with the alternative of going larger rather than smaller. Table 1 sets out the element spacing for the DX34 in its standard form. It will be noticed that only one of the figures exceeds the recommended 0.2λ figure, and the 14MHz figure was very low indeed. Could this be the reason that I had not been able to go milliwattting on 14MHz? I decided to find out.

When the new DX34 arrived, I added an additional 2.1m section to the boom, making a total boom length

Practical Wireless, November 1985

of 8.5m. The DX34 boom is constructed in 2.1m sections, which lock together, and the extra section was salvaged from the damaged boom. With 8.5m of boom available I decided to try and opt for the 0.2λ spacing on 21MHz, as that was the middle of the three bands covered by the beam. I could not quite achieve this whilst using the same spacing between all of the elements (as recommended in the W6SAI *Beam Antenna Handbook*), and so I slightly reduced the spacing between the reflector and the driven element to 2.7m, which allowed 2.9m between the driven element and director 1 and between director 1 and director 2. This is equal to 0.2λ on 21MHz and Table 1 shows how this element spacing comes out on the other bands.

The 28MHz figure for element spacing of 0.25λ whilst being quite high, is still within the recommended distance, whilst 14MHz being lower was a big improvement on the figure for the standard beam. This is the disadvantage in using trap beams, as there has to be some sort of compromise between the three bands.

The antenna was assembled, put onto the tower, and raised to the 14m level. Due to the longer boom I attached two guys above the beam from the top of the mast, to each end of the boom. This ensured the boom did not droop and held the antenna more rigid. The photograph shows the modified beam on my tower.

Some s.w.r. checks were carried out, and the bandwidth was even better than it had been previously, due no doubt to the wider spacing of the elements. The whole of the 14 and 21MHz bands and 28.000 to 28.600 of the 28MHz band was below 1.7:1. I was primarily interested in the c.w.



▲ The modified DS34 with the lengthened boom and altered element spacing

The sight that I woke up to on the Sunday of the 1983 CQ WW CW Contest. The top section of the tower had completely buckled over

Practical Wireless, November 1985

TABLE 1

	Element Spacing (λ)					
	Reflector to Driven Ele.		Driven Ele. to Director 1		Director 1 to Director 2	
14MHz	0.11	0.13	0.08	0.14	0.09	0.14
21MHz	0.17	0.19	0.13	0.20	0.14	0.20
28MHz	0.2	0.25	0.17	0.27	0.19	0.27
Spacing (m)	2.53	2.74	1.83	2.90	2.04	2.90

The roman figures relate to the standard DX34, the italic figures to the modified DX34.

portions of the band, and the s.w.r. was below 1.2:1 on each band throughout these segments.

Tests were conducted with a local station and several DX stations on 14MHz, and the front to back ratio appeared to be approximately 20dB. This figure is about average, but what was quite outstanding was the front to side ratio. Judging from the signal reports I was receiving and giving, the forward gain of the beam was also very high, and a significant improvement over the first one.

Tests


To ensure the antenna was working and to confirm my initial tests, I again turned to my Argonaut and "milliwatt-ing". It was the ARRL CW Contest week-end and 28MHz was open to the USA. I adjusted the Argonaut for 5mW input and called K1RX. He came straight back and gave me the usual 599 contest report. Nothing much wrong with that. Just to make sure I also called K1DG and K4VX, and received the usual 599 reports from them. Now down to 21MHz, and there was KN3O, 599PA was the reply to my 5mW call, so the antenna was working efficiently on that band.

Now for the big test, 14MHz and a 5mW call to W2VJN. He did not hear me, as he continued calling QRZ Contest. Several more negative calls later and I decided to slightly increase the

power to 5mW output. I called him again and 599NJ was the reply. I was very satisfied, as I had accomplished what I had set out to do, and improve the 14MHz performance of the antenna. 14MHz was not quite as good as 21 and 28MHz, but it was a very big improvement over the old beam on which I had never been able to work the USA with less than 150mW.

Since then a good deal of DX has been worked with milliwatts on 14MHz, and I put this down solely to the modification done to the antenna. With the decline in sunspots over the next few years, and a decrease in the number of occasions when 21 and 28MHz is open, it means that I shall be able to continue my milliwattling on 14MHz.

Whether you are a QRPer or not, an efficient antenna should be the aim of every amateur. Antennas have a big advantage over linear amplifiers for making your signal louder, in that they also work in reverse and enhance the incoming signal. The difference that the modifications have made to the standard DX34 when combined with the different element spacing is so dramatic that it may be worth DX33 owners considering a similar modification, if they cannot afford the full conversion to the DX34. It may well be that a modified DX33 is as good as a standard DX34! I regard the modification as one of my better investments in amateur radio. *PW*



PW REVIEW

This month we look at the top-of-the-range h.f. transceiver from the Trio-Kenwood Corporation. Circuit description and comprehensive laboratory tests were compiled by Jack Ashbourne. Air-testing and cross-checks on the main lab tests were carried out by Geoff Arnold G3GSR on a second sample of the rig.



The Trio TS-940S HF Transceiver

The TS-940S is a synthesised transceiver with all frequency and mode settings controlled by a central micro-processor. The main tuning dial drives an optical shaft encoder, which feeds tuning pulses to the microprocessor, which in turn controls the p.l.l. synthesiser system and the front-panel display. All internal frequencies in the receive and transmit sections are generated from one standard oscillator, so this determines the frequency stability of the rig. It may be replaced with an optional temperature compensated oscillator.

The receiver section gives general coverage from 30kHz to 30MHz, and uses a high first i.f. at 45.05MHz to give good image rejection performance. A series of 8 band-pass input filters provide attenuation of strong out-of-band signals, and reduce even-order intermodulation effects. A 20kHz crystal filter at 45.05MHz ensures good dynamic range before conversion to the second i.f. at 8.83MHz where further crystal filters provide the main selectivity for a.m., c.w. and s.s.b. operation. A third conversion to a 455kHz i.f. feeds the f.m. detector via a limiting amplifier and a ceramic filter. The a.m., c.w. and s.s.b. signals have further filtering at 455kHz and, by manipulation of the third conversion frequency, the 8.83 and 455 filters achieve variable-bandwidth tuning and s.s.b. slope tuning.

Final conversion is to an i.f. of 100kHz where a tunable notch filter can be switched in, if desired, before the a.m. and s.s.b. detectors.

The transmitter section is essentially the receiver in reverse. In s.s.b. and a.m. modes, the carrier is generated, modulated and filtered at 455kHz, converted first to 8.83MHz, then to 45.05MHz, and finally to the desired transmit frequency. On c.w. and f.m.

the carrier starts at 8.83MHz, and f.m. is achieved by modulating the conversion oscillator to 45.05MHz.

The transmit signal is amplified by a broad-band, 100W linear power amplifier, then fed through switched low-pass filters to remove harmonics.

Transmitter Performance

The transmitter in the TS-940S will operate in the same modes as the receiver, s.s.b., c.w., a.m. and f.m. Output power is adjustable from about 10 watts to over 100 watts, and additionally a transverter output is available, bypassing the power amplifier, giving up to 50mW of output. Transmitter controls include selection of manual transmit or VOX, c.w. full or semi break-in operation, microphone gain, output power, and speech processor. Controls under a separate sliding cover on the top case allow for adjustment of vox gain and delay, f.m. microphone gain and a.m. and c.w. carrier level.


The receiver S-meter also operates as a multi-function meter to monitor transmitter operation: p.a. voltage and current, output power and v.s.w.r., a.l.c. level and speech compressor operation. The power meter and v.s.w.r. meter are usefully calibrated and proved particularly accurate.

Transmitter performance was checked on c.w. mode for output power, harmonic content and spurious outputs, although in this aspect performance is identical in c.w. and f.m. modes. Harmonic content was predominantly 3rd overtone on most bands, and this was generally more than 60dB below carrier level (dBc), and did not rise above -50dBc. Second harmonic was also suppressed better than 60dB in most bands, and only rose in the 18MHz (17m) and 24MHz (12m) bands, and then to no worse than 50dB. Non-harmonic output is always difficult to measure since levels tend to be very dependent on the exact tuned frequency. The levels quoted in the result table are for the frequencies quoted, but tests were also made whilst tuning through the bands, and only rarely did signals rise above -60dBc.

Frequency responses in all modes show very good flatness, and steep treble roll-off, which is required to stop signal spreading. On s.s.b., carrier and unwanted sideband suppression were excellent at typically -70dBc. Deviation on f.m. was limited to a maximum value of 5.1kHz, though this was achieved with 20dB overdrive at the mic input, and in normal use deviation is unlikely to exceed about 4kHz.

Two-tone intermodulation performance measurements produced 3rd and 5th order products about 35dB

► 27



Back-panel heatsinks and connectors

Amcomm of London

CALL NOW
FOR THE
LATEST
PRICES

01-422 9585 FOR FAST DELIVERY

FAST MAIL
ORDER AT
LOWEST
PRICES

Yaesu

FT1 HF Transceiver	P.O.A.
FT980 HF Transceiver	P.O.A.
SP980 Speaker	75.00
FT77 Mobile HF Transceiver	459.00
FP700 PSU	170.00
FC700 Tuner	111.00
FMU77 FM Board for FT77	28.35
FT757GX HF Transceiver	769.00
FC757 Auto A.T.U.	279.00
FP757HD Heavy Duty PSU	189.00
FP757GX Switched Mode PSU	179.00
FT290 2m M/Mode Port Transceiver	STAR BUY 299.00
FT290 With Mutek front end fitted	STAR BUY 329.00
MMB11 Mobile Bracket	31.45
NC11 Charger	11.50
CSC1 Carrying Case	5.00
YHA15 2m Helical	7.65
YHA44D 70cm 1/2 wave	9.95
YM49 Speaker Mike	20.30
FT230 2m 25w FM	269.00
FT730 70cm 10w FM	239.00
MMB15 Mobile Bracket	14.55
FT203R NEW 2m H/Held/CW FNB3	175.00
FT209R NEW 2m H/Held/CW FNB3	219.00
FT208 2m H/Held	189.00
MMB10 Mobile Bracket	8.90
NC9C Charger	9.50
NC8 Base/station Charger	64.00
PA3 Car Adaptor/Charger	18.00
FNB2 Spare Battery Pack	24.90
YM24A Speaker Mike	23.75
FT726R 2m Base Station	775.00
430/726 70cm Module for above	270.00
MH1B8 Hand 600 8pin mic	17.65
MD1B8 Desk 600 8pin mic	74.75
MF1A3B Boom mobile mic	19.95
YH77 Lightweight phones	14.95
YH55 Padded phones	14.95
YH1 Lightweight Mobile H/set-Boom mic	15.70
SB1 PTT Switch Box 208/708	17.25
SB2 PTT Switch Box 290/790	17.25
QTR24D World Time Clock	34.50
FF501DX Low Pass Filter	31.45
YP150 Wattmeter/Dummy Load 150W	97.75

NEW MODELS

FRG8800 HF Receiver	470.00
FRV8800 Converter 118-175 for above	80.00
FT703 70cm H/Held	215.00
FT709 70cm H/Held	239.00
FT270R 2m 25W F.M.	315.00
FT270RH 2m 45W F.M.	365.00
FT2700R 2m/70cm/25W/25W	479.00
FRG 9600 60-900MHz Scanner	429.00
FL 7000 500w HF solid state linear	P.O.A.
Icom 735 New HF Transceiver	P.O.A.

AR 2001 Receiver 25/500 MHz

£329.00 inc VAT
add £3.50 carriage
Includes Mains Supply Unit



ANTENNA COUPLERS

THP HC200 1.8-30MHz 20w pep	82.95
THP HC400L 1.8-30MHz 350w pep	149.00
THP HC2000 1.8-30MHz 2.5kw pep	T.B.A.
AMTECH 300B 1.8-30MHz 300w pep	STAR BUY 54.00
ICOM ICAT500 AUTOMATIC	399.00
ICOM ICAT1000 AUTOMATIC	Phone
YAESU FC757 AUTOMATIC	245.00
YAESU FC102 WARC 2Kw	Phone
WELZ AC38 1.8-300MHz	73.95

VAT included. Amtech 300B 1.50 others £6 Securitor.

Icom

IC751 HF Transceiver	1239.00
IC745 HF Transceiver	898.00
PS15 P.S. Unit	135.00
PS30 Systems p.s.u. 25A	259.00
SM6 Base microphone for 751/745	36.50
IC290D 2m 25w M/Mode	469.00
IC290E 10w M/Mode Mobile	399.00
IC271E 2m 25w M/Mode Base Stn.	699.00
IC271H 100W version of above	889.00
IC25H 2m 45w FM	359.00
IC27E 25W FM mobile	359.00
IC45E 70c 10w FM	345.00
IC47E 25w 70cm FM mobile	449.00
ICBU1 B/U Supply for 25/45/290	24.50
ICR70 General Coverage Receiver	599.00
ICR71 General Coverage Receiver	699.00
IC02E 2m H/Held	259.00
IC2E 2m H/Held	199.00
ML1 2m 10w Linear	69.00
IC4E 70cm H/Held	259.00
IC04E 70cm handheld	269.00
BC30 Base Charger	56.35
HM9 Speaker mic	18.55
IC3 Carry Case	5.50
ICBP3 Std Battery Pack	27.50
HP High Power Battery Pack	52.80
CP1 Car Charging Lead	5.50
DC12v Adaptor	13.75

Aerial Rotators

950ZB 3 core Light Duty	69.50
AR405 5 core Medium Duty	115.00
KR400 Med/H Duty	109.95
KR500 6 core Elevation	139.95
KR400RC 6 core Medium Duty	132.50
CD45 8 core Heavy Duty	189.95
KR600RC 8 core Heavy Duty	189.50
HAM1V 8 core Heavy Duty	299.00
T2X 8 core Very Heavy Duty	365.00
Hirschman 250	49.50

★ STAR BUY ★
EMOTQ all models POA

SWR/POWER METERS

WELZ SP200 1Kw	89.00
WELZ SP300 1Kw	129.00
WELZ SP400 150w	89.00
WELZ SP15M 200w	49.00
WELZ SP250 2Kw	65.00
TOYO TM1X 3.5 150MHz 120w	18.80
TOYO T430 145/430MHz thru line	
watt meter 120w	44.85
TOYO T435 145/435MHz thru line	
watt meter 200w	49.35

VAT included. Add £2 per item carriage.

VHF LINEAR AMPLIFIERS

THP HL30V 0.5-3w in 30w out	45.00
THP HL82V 10w in 85w out	144.50
THP HL110V 10w in 110w out	204.00
THP HL160V 10w in 160w out	244.52
THP HL160V 25w in 160w out	209.73
MML 144/30LS	
MML 144/50S	
MML 144/100S	
MML 144/100HS	
MML 144/100LS	
MML 144/200S	

UHF LINEAR AMPLIFIERS

MML 432/30L	145.00
MML 432/50	145.00
MML 432/100	299.00
THP HL20U 1-3w in 20w out	82.00
THP HL45U 10w in 45w out	152.77
THP HL90U 10w in 90w out	268.59
ALINCO ELH250C	114.95

B.N.O.S. complete range also in stock.
VAT included. Add £2 per item carriage.

CLOSED MONDAY
HOURS 10:00 - 5:30
SAT. 10:00 - 5:00

Prices may be subject to change
due to currency fluctuations

E.&O.E.

Goods normally despatched by return.

★ NEW ★

YAESU FRG 9600
ALL MODE VHF/UHF SCANNER



★ £429.00 ★

60-905MHz, Wide and Narrow AM/FM with 5, 10, 12 1/2, 25 and 100 steps on FM + 1KH/100Hz AM and 1KH/100Hz SSB and much, much more including optional interface unit for computers and video IF unit for TV reception. Call or Write.
Call or write now for Prices and Literature

HEIL ACCESSORIES

HEIL HC3 Microphone Element	22.85
HEIL HC5 Microphone Element (Icom SM5/6)	25.40
HEIL HM 5 Desk Microphone (300Hz-3KHz) cardoid fwd	59.00
HEIL MM5 Hand Held Mic with HC3 Capsule	37.00
HEIL SS2 SPEAKER... see page 10	65.00
HEIL EQ300 Mic Equaliser	65.00
HEIL BM10 80Z HEADSET/BOOM MIC	65.00

Carriage and VAT included.

TELEGRAPH ACCESSORIES

Hi Mound Keys	
HK 708 Hand Key with base	14.95
HK 707 Hand Key with base and dust cover	15.48
HK 706 Hand Key with base and dust cover	16.60
HK 702 Key with marble base and dust cover	29.65
MK 704 Dual lever paddle, no base	14.00
MK 705 Dual lever paddle marble base.	25.65
COK-2 Practice oscillator	8.99
KENPRO Iambic Electronic Keyer KP100	79.00
KENPRO Iambic Memory Keyer	169.00

Benchner	
BY1 Squeeze Key, Black base.	53.95
BY2 Squeeze Key, Chrome base	69.95

Auto CW/RTTY	
Tono 3100E	799.00
Tono 9000E Reader/Sender	P.O.A.
Tono 550 Reader	299.00
Tono 5000E	899.00

VAT included. Add £1 carriage per item.

UNADILLA/REYCO

The world's finest Traps precision moulded coil forms, all stainless hardware, aluminium tube, irridite finish, absolutely weather proof.
KW 10 resonant at 28.675
KW 15 resonant at 21.275
KW 20 resonant at 14.175

£12.99 inc VAT and Carr

VHF CONVERTERS ★ Star Buy ★

The following frequencies from any HF Receiver.
FRV 7700 A 118-150MHz
B 118-130, 140-150, 50-59MHz
C 140-170MHz
D 118-130, 140-150, 70-80MHz
E 140-150, 150-160, 118-130MHz
F 150-180, 180-170, 118-130MHz
All Models £59.00 inc VAT and Carr



Amcomm

SERVICES LTD., 194 NORTHOLT ROAD, SOUTH

HARROW, MIDDXX. HA2 0EN. ENGLAND. (Opp. South Harrow Underground Station)

TEL: 01-422 9585. TELEX: 24263



★ ★ **THE LEICESTER** ★ ★
AMATEUR RADIO
SHOW COMMITTEE

★ ★ ★ ★

PRESENT THE
NATIONAL
AMATEUR RADIO AND ELECTRONICS
EXHIBITION

AT THE
GRANBY HALLS
LEICESTER

ON
FRIDAY & SATURDAY
OCTOBER 25th & 26th
1985

10.00 am - 6.00 pm

Enquiries to Frank G4PDZ on 0533 553293

CW
T
E
S
T
S

B
R
I
N
G
&
B
U
Y

CW
T
E
S
T
S

S
T
A
R
R
A
F
F
L
E

below wanted signal with a p.e.p. of 100 watts. This figure is good for the broad-band semiconductor p.a. stage, and is due in part to the high voltage supply (28V) from which the amplifier operates.

The transverter output gives a very clean signal up to levels of about 50mW. The test results are at an output of 20mW, which has proved suitable for use with several popular transverters, and show intermodulation products to be very well suppressed at -49dBc. Users should, however, avoid overdriving this output since the a.l.c. system only operates on the main p.a. output.

Receiver Performance

The tests, for reasons of time and space, cover only basic receiver performance, and neglect the many facilities available on the TS-940S. These are provided for tailoring the receiver's response to the reception conditions, and can greatly enhance the capture of signals plagued by interference. Their effectiveness can only really be judged by using the receiver on-air, but a brief description is not out of place here.

In s.s.b. mode, the upper and lower slope-tune controls independently adjust the high and low filter cut-off frequencies without affecting receiver tuning. Interfering signals can often be rejected by reducing the filter passband slightly at the appropriate edge. The effects of slope tuning to the s.s.b. frequency response can be seen on the receiver audio response graphs.

In a.m. and c.w. modes, the variable bandwidth tuning (VBT) control has a similar effect, but alters both slopes of the filter to keep the centre frequency constant. A tunable i.f. notch filter is very effective at removing continuous heterodynes in these modes, and is sharp enough to have minimal effect on a.m. sound quality. Further signal processing can be done in c.w. mode with a tunable audio peaking circuit, and a control to adjust the resolved pitch of the c.w. signal after the filter.

Available in a.m., s.s.b. and c.w. modes is the noise blander. This detects fast, high-level pulses on the signal, and mutes the receiver for a short time (about 1ms) during the pulse. It is effective for removing electrical and ignition interference, and has an adjustable threshold of operation. The muting time can be increased to several milliseconds to improve the suppression of "woodpecker" interference.

The tests carried out on the receiver section of the TS-940S fall into three main categories:

Sensitivity—a measure of the weakest signal resolvable.

Selectivity and dynamic range—how much the sensitivity is compromised by strong signals close to the signal being received.

Notes on test methods

Transmitter Tests

The majority of transmitter tests are straightforward, requiring the transmitter output to be monitored with a power meter, modulation meter and spectrum analyser. Audio to the transceiver is applied through the microphone input from one or two sinewave oscillators and attenuators.

Transmit frequency response tests on a.m. and s.s.b. were carried out at 10W output power so that transmitter a.l.c. was not active.

Receiver Tests

Sensitivity, response and distortion tests on the receiver use a low-noise r.f. signal generator connected to the antenna input, and an audio power meter and SINAD meter connected to the external loudspeaker output. Sensitivity is measured with a 1kHz audio signal, and the SINAD meter used to determine signal-to-noise ratios. Distortion levels are also measured with the SINAD meter, at an audio output of 100mW and an r.f. input to give about S9 + 20dB indication on the signal meter.

Frequency response in a.m. and f.m. modes is measured by varying the r.f. generator modulation frequency and using the audio power meter to determine level. The s.s.b. response is measured by adjusting the r.f. generator frequency and level for a constant audio output. This overcomes receiver a.g.c. action.

Blocking and reciprocal mixing is measured by introducing two unmodulated r.f. signals into the receiver through a combining unit. One signal, the wanted signal, is set at a level to give 10dB S/N ratio at the output of the receiver with the other signal switched off. The unwanted signal is then applied at the required separation from the wanted signal, and its level increased until the receiver output S/N ratio is degraded by 3dB. The unwanted signal rejection ratio is calculated as the difference between wanted and unwanted signal levels, plus 10dB.

It is important that the unwanted signal is produced by a low-noise generator, or a generator followed by a

narrow bandwidth crystal filter. For the main tests a Hewlett Packard 8640B cavity-tuned signal generator was used, followed by a 3kHz bandwidth filter with 100dB attenuation at 3kHz from the centre frequency.

Adjacent channel rejection on f.m. is measured in a similar way, with two signal sources. The wanted signal is modulated at 1kHz at the normal deviation (1.5 or 3kHz), and its level adjusted to give 12dB SINAD at the receiver output. The unwanted signal, at the adjacent channel frequency, is modulated at 400Hz with the same deviation, and its level increased until the SINAD is degraded to 6dB. The difference in signal levels gives the adjacent channel rejection.

Two-tone intermodulation tests are difficult on high dynamic range receivers since the intermodulation products are often masked by noise generated from reciprocal mixing. Many quoted intermodulation figures are somewhat optimistic due to this effect, or due to the onset of receiver a.g.c. action during the test. The method used in these tests largely overcomes both problems, and results in figures that may be lower than other published figures.

Two r.f. signal sources, A and B, are fed through low-pass filters and attenuators into a combining unit and then into the receiver antenna socket. The filters ensure a harmonic content below -80dBc in the signal. The frequency separation of the signals is set to the required value, and the receiver tuned to resolve the intermodulation product nearest to signal A at 1kHz. The levels of the sources are then reduced equally until the signal at the receiver output is equal to the noise. (3dB S/N ratio.)

Signal source B is then re-tuned to the receiver's carrier frequency, and its level reduced to give a 1kHz signal at 3dB S/N at the receiver output. Signal A is still present at the previous level.

The intermodulation-free dynamic range is given by the difference in levels of sources A and B. The intercept point can be calculated by halving the dynamic range, and adding the result to the level of signal A at the antenna socket of the receiver. (Figures in decibels.)

noise levels increase in the lower half of the spectrum, below 14MHz.

The TS-940S sensitivity results in receiver noise well below antenna noise at 14MHz, and despite a slight fall in sensitivity towards 28MHz, its performance is still good in the 10m band. Below 1.5MHz, a 20dB attenuator is inserted in the antenna to better match the dynamic range to strong signals in the broadcast band. Sensitivity on 1.8MHz (160m) may be a little too good, and the switched attenuator may be needed to remove effects of strong broadcast signals at the h.f. end of the medium wave band.

★ MAKER'S SPECIFICATIONS

TRANSMITTER

Frequency coverage: 1.8–2.0MHz (160m)
3.5–4.0MHz (80m)
7.0–7.3MHz (40m)
10.1–10.15MHz (30m)
14.0–14.35MHz (20m)
18.068–18.168MHz (17m)
21.0–21.45MHz (15m)
24.89–24.99MHz (12m)
28.0–29.7MHz (10m)
Modes: c.w. (A1A)
u.s.b./l.s.b. (J3E)
a.m. (A3E) a.f.s.k. (J1B)
f.m. (F3E)
Power output: c.w., s.s.b., f.s.k., f.m.
250W p.e.p.
a.m. 140W
Carrier suppression: 40dB or more
Unwanted sideband: Better than –50dB
Harmonics: –40dB or better

3rd Order i.m.d.: –37dB or better (ref. single tone)
Frequency stability: $\pm 10 \times 10^{-6}$ (–10°C to +50°C)
Max. deviation (f.m.): ± 5 kHz
FSK Shift: 170Hz
Antenna impedance: 50Ω unbalanced
Microphone impedance: 500Ω–50kΩ
Audio response (s.s.b.): 400–2600Hz at –6dB

RECEIVER

Frequency coverage: 150kHz–30MHz
RIT/XIT range: ± 9.99 kHz
Intermediate frequencies: See text
Sensitivity (min): Input for 10dB S/N:

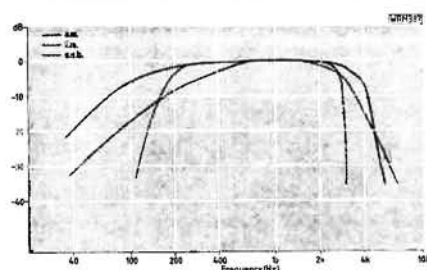
Mode	<500kHz	0.5–1.8MHz	>1.8MHz
c.w., s.s.b., f.s.k.	1μV	4μV	0.2μV
a.m.	10μV	32μV	2μV
f.m. (12dB SINAD)	—	—	0.5μV

★ OUR LAB TESTS

TRANSMITTER

Outputs in c.w./f.m. modes:

Freq. (MHz)	Max. Output (W)	Spurious Outputs at 100W (dBc)			Other
		2nd	3rd	5th	
1.9	118	–70	–72	–86	–67 at ± 160 kHz
3.6	120	–60	–52	–67	–68 7th harmonic
7.0	118	–58	–59	–59	—
10.1	114	–69	–49	—	—
14.2	112	–61	–56	–77	–64 at ± 2.5 MHz
18.1	110	–49	–55	–71	–63 at ± 10 MHz
21.2	110	–63	–61	–73	–63 at ± 2.5 MHz
24.9	108	–50	–70	–77	–62 at ± 4.9 MHz
28.0	104	–62	–74	–69	—
29.7	106	–68	–66	–68	–54 at ± 1 MHz



Transmitter audio response

2-Tone intermodulation products:

(100W p.e.p. at 14.2MHz u.s.b. using 700Hz and 1200Hz tones):

3rd Order –34dBc/–39dBc
5th Order –36dBc
7th Order –43dBc
9th Order –47dBc

Frequency Response: (to –6dB points)

s.s.b. 270Hz–2.8kHz
Carrier Suppression >70dB
Unwanted Sideband Suppression >70dB
a.m. 100Hz–4.0kHz
f.m. 190Hz–3.0kHz (with 750μs de-emphasis)
Max. deviation 5.1kHz

Power meter accuracy: (at 14.2MHz)

Indicated (W)	Measured (W)
5	5.1
10	9.8
50	52
100	106

Transverter output: (20mW at 28.0MHz u.s.b.)

2nd harmonic: –45dBc
3rd harmonic: –64dBc
l.o. at 73MHz: –56dBc
Others all below –60dBc, and below –70dBc within 5MHz of carrier
3rd order i.m.d. –49dBc

RECEIVER

Sensitivity (10dB s/n)

c.w./s.s.b.		a.m. (70% mod.)		f.m. (3kHz deviation)	
Freq. (MHz)	Input (μV)	Freq. (MHz)	Input (μV)	Freq. (MHz)	Input (μV)
1.9	0.09	1.25	0.20	28.0	0.30
3.6	0.09	4.95	0.29	30.0	0.33
7.0	0.10	6.10	0.31	for 12dB SINAD	
10.1	0.08	7.25	0.37		
14.2	0.11	9.60	0.31		
18.1	0.11	11.70	0.37		
21.2	0.11	13.60	0.37		
24.9	0.14	15.30	0.40		
28.0	0.14	17.70	0.40		
29.7	0.16	21.60	0.40		
		25.60	0.45		

S-Meter calibration: (At 14.2MHz u.s.b.)

Reading	Input required	
	μV	dBμV
S1	1.2	2
S3	3.6	11
S5	12	22
S7	26	28
S9	60	36
S9+20	420	52
S9+40	3.4mV	71
S9+60	45mV	93

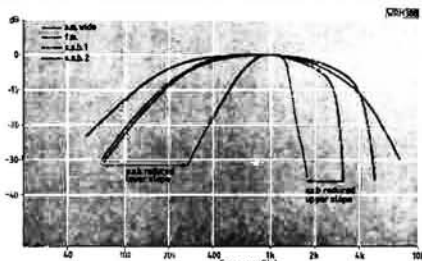
Squelch sensitivity: 0.32 μ V or less
Image rejection: 80dB or more
I.F. rejection: 70dB or more
Selectivity: 1.8–30MHz

Mode (Bandwidth)	-6dB	-60dB
c.w., s.s.b., f.s.k., a.m. (N)	2.4kHz	3.6kHz
a.m. (W)	6kHz	15kHz
f.m.	12kHz	22kHz

Notch filter: 40dB or more
Audio output: 1.5W in 8 Ω with 10% t.h.d.

GENERAL

Power requirements: 120/220/240V a.c., 50/60Hz
 Max. 510VA transmit
 80VA receive
Dimensions: W409 x H154 x D420mm overall
Weight: 18.5kg approx.



Receiver audio response

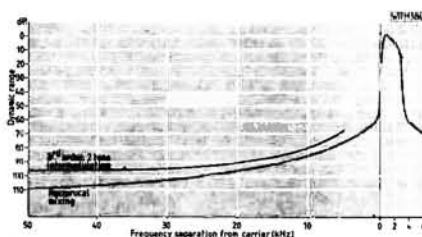
Audio output: 2.9W into 8 Ω with 5% t.h.d.
Frequency response: (to -6dB points)
 s.s.b. 230Hz–2.36kHz
 620Hz–1.34kHz*
 a.m. 160Hz–3.30kHz
 f.m. 240Hz–2.80kHz (with 750 μ s de-emphasis)
 * s.s.b. SLOPE tune controls centred.

Detector distortion: (at 1kHz)

s.s.b.	a.m.	f.m.
<1% t.h.d.	% mod. % t.h.d.	deviation (kHz) % t.h.d.
	30 <1	2 <1
	70 6.3	3 1.2
	90 11.2	4 1.4

Squelch threshold: s.s.b. 0.2–0.85 μ V
 a.m. 0.11–9.00 μ V
 f.m. 0.14–1.4 μ V

AGC: 1dB gain reduction threshold:
 1.5 μ V (s.s.b./c.w.)
 Audio dynamic range: 37dB



Receiver dynamic range

3rd Order i.m.d.: (at 14.2MHz u.s.b.)

Signal separation from carrier (kHz)	Intercept point (dBm)	Dynamic range (dB)
100/200	+6	95
50/100	+6	95
20/40	+2	90
10/20	-6	80
5/10	-30	67

Blocking and reciprocal mixing: (at 14.2MHz u.s.b.)

Offset from carrier (kHz)	Signal rejection ratio (dB)
500	126
200	123
100	117
50	108
20	95
10	84
5	73

SSB Filter selectivity: -6dB 2.29kHz
 -60dB 4.25kHz
 Shape factor 1.86

F.M. Adjacent channel rejection:

Channel separation (kHz)	Deviation (kHz)	Signal rejection (dB)
10	1.5	27
12.5	1.5	61
25	3	75

Spurious signals: (30kHz–30MHz u.s.b.)

Number of signals	Equivalent antenna input level
8	0.1–0.2 μ V
6	0.2–0.5 μ V
2	0.5–1.0 μ V
None	above 1 μ V

No signals exceeding 0.1 μ V were found below 9.0MHz, nor in any amateur band except 28MHz.

I.F. rejection: 1st i.f. (45.05MHz) >83dB
 2nd i.f. (8.83MHz) >105dB

Image rejection: >115dB for 1st and 2nd i.f.s

Spurious response rejection:

>96dB at \pm 70kHz from resolved carrier
 >85dB at half 1st i.f. (22–525MHz)

Frequency stability: Drift +55Hz in first half-hour;
 +22Hz in next 2 hours at 30MHz.
 (Amount of drift proportional to tuned frequency)

Transmit/receive switching times: (c.w./s.s.b.)

From key-down: 90% TX power in 12ms
 10% RX audio in 0ms
 From key-up: 10% TX power in 10ms
 90% RX audio in 32ms

Cross-checks by G3GSR on receiver sensitivity, squelch threshold and output and on transmitter harmonic and 3rd order intermodulation distortion, made on a second TS-940S, differed by 1dB or less from Jack Ashbourne's results. The S-meters differed by between 2 and 6dB across the range. (See *S-meters, Fact or Fiction?* PW, July 1985)

Sensitivity on f.m. is not quite as good, and whilst it is very suitable for use with v.h.f. or u.h.f. transverters (which have extra front-end gain), it may not give ultimate performance in the 10m band.

The selectivity of a receiver determines its ability to resolve weak signals in the presence of stronger signals that are close in frequency. The selectivity is usefully measured by dynamic range, which to be meaningful needs to be specified for signals of a known separation. Selectivity is compromised by three factors within a receiver: poor filter shape, reciprocal mixing and blocking.

The TS-940S receiver has excellent filter performance, blocking was not found at any time during the tests. Its selectivity is limited by reciprocal mixing, which is where noise sidebands on the local oscillator signal are mixed into the i.f. passband by strong, off-tune signals, and the sensitivity of the receiver is impaired.

The reciprocal mixing performance is shown on the dynamic range graph, and a figure of about 85dB at 10kHz will cope with most amateur band conditions, but may give slight problems in a crowded broadcast band. The dynamic range graph also shows the two-tone (intermodulation-free) dynamic range of the receiver. Intermodulation products are signals that are produced by overload conditions in the front-end and mixers of a receiver due to two strong signals at the antenna. The two-tone dynamic range of greater than 90dB at 20kHz tone separation is very good, and no problems should be experienced with intermodulation in normal use.

On f.m., selectivity (adjacent channel rejection) is very good for 12.5 and 25kHz channelling, and the rig should prove excellent with a transverter for use on v.h.f. and u.h.f. bands. The filters fitted are somewhat too wide for the 10kHz channels used on 29MHz, but nearly 30dB rejection will still be usable.

Audio performance of the receiver was very good in all aspects except a.m. detector performance. Filter responses are flat and free from ripple, and high frequency cut-off is sharp, although not quite enough on f.m. possibly. The sound on s.s.b. and f.m. is very clean, but a.m. detector distortion is slightly high, particularly at low frequencies and high modulation levels. Lowe Electronics, the importers of the TS-940S, provide a modification which replaces the a.m. detector and also improves the reciprocal mixing by some 12dB, making the receiver ideal for broadcast band DXing as well as amateur operation.

It must be appreciated that the sort of facilities offered on the receiver will enhance its usefulness in resolving signals, but will not compensate for deficiencies in basic receiver performance. Happily, the TS-940S gives a good account of itself at all levels, and should be ranked with the best of receivers available on the amateur market today.

Modifications

The TS-940S is endowed with an excellent general coverage receiver which many people will want to use for broadcast band listening. A set of modifications has been devised by Lowe Electronics to enhance the receiver performance for the committed DXer listening to weak a.m. signals in crowded broadcast bands. The modifications involve the following:

1. The p.l.l. synthesiser noise is reduced by additional filters, so that the reciprocal mixing dynamic range is increased. This means that very strong signals close to a weak signal will produce less interference; in effect, the receiver selectivity is improved.
2. A new a.m. detector circuit is fitted, giving very low distortion even at high modulation levels. This makes even Radio 1 bearable for a short time.

3. The 6kHz a.m. filter is fitted, and with the VBT control, the receiver bandwidth can be varied from about 3.5 to 6.5kHz. The WIDE/NARROW filter switch now bypasses the filter, giving about 10kHz bandwidth for quality reception where interference is not a problem.
4. The AGC OFF/FAST/SLOW switch is made to operate in all modes, so that the receiver's a.g.c. response can best be tailored to listening conditions.

The modifications will be carried out in the Lowe Electronics' workshop, and the receiver performance thoroughly checked and adjustments made if necessary. The cost of the modification to a new TS-940S is £98.50 which includes the YK-88A-1 AM crystal filter. Rigs already purchased can be modified for the same cost, plus carriage. The cost of the a.m. filter can be deducted if this is fitted.

Results On the Air

Some 36 pages of the TS-940 user's handbook are devoted to describing the controls, indicators and operation. Obviously we cannot begin to do justice to them here. Our photographs should reveal the comprehensive facilities offered, but nothing can replace an opportunity to see and handle the rig at a rally or in a Trio stockist's showroom.

Perhaps the most outstanding and unusual feature is the display system. The main digital frequency readout is supplemented by an analogue frequency display, which can portray a range of 100kHz or 1MHz at will. An entirely separate liquid crystal display can be switched to any one of four functions: clock/timer settings; a graphic indication of the settings of the SLOPE or VBT variable filter controls; frequency and mode of the idle v.f.o. and of any of the 40 memory channels; operating state of the optional internal automatic antenna tuning unit.

Contacts on c.w. and s.s.b. produced



The front-panel layout of controls is impressive

YOUR ONE SOURCE FOR RADIO

ARROW

THE NAME YOU CAN TRUST FOR PRICE & AFTER SALES SERVICE

**ELECTRONICS
LIMITED**
5, The Street,
Hatfield Peverel,
Chelmsford, Essex

FOR IMMEDIATE DESPATCH
phone with your Access, Eurocard,
Mastercharge or Visa number to

0245 (Chelmsford) 381673 or 381626.
Telex 995801 (ref: AS)

**OVER
500
LINES AT
UNBEATABLE
PRICES**

**IT WILL
PAY YOU
TO PAY
US A
VISIT!**

THIS MONTH'S SPECIALS

AND AT LEICESTER SHOW
25th & 26th OCTOBER

The Cost Cutters

The ultimate Mini
handheld for 2M TH21E
from Trio. Only £169.95

"SHOW STOPPER!"
KDK2033 25 watt 2m FM
Mobile. Absolute snip
Excellent quality £229.00

FT290R Yaesu's famous
portable all mode
£299.00

★ STAR BARGAIN ★
A brand new 2m FM
quality handheld for only
£149.00. Call Arrow, or
visit the Stand

CLEARANCE SPECIAL
Few only FC102 1 kW
ATUs & SP102 speakers.
Please call Arrow or visit
Stand

FT757GX The complete
HF transceiver from
Yaesu £699.00 incl. FREE
microphone

FT730R 70cm Bargain
FM Mobile.
Only £199.00

FT270R New model 25
Watt 2m FM mini.
£256.00, or 45 Watt
model FT270RH £299.90

TRIO TS430S HF
Transceiver now only
£719.00

INTEREST FREE FINANCE

Yes, you really can spread the cost of your new rig over 6, 9 or 12 months and ARROW pays the interest charges for you. Three schemes: 20% deposit, balance over 6 monthly payments; 1/3rd deposit, balance over 9 monthly payments; 50% deposit, balance over 12 monthly payments. And remember, you pay no more than the normal RR price!! Just call us and we will send agreement for your new gear same day!!!


APPROVED
TRIO
DEALER

YES! It's true
ARROW became fully
franchised dealers
for TRIO in December
and are now fully
stocked with all the
latest models



One of the country's largest Yaesu stockists you can see all the new models at ARROW plus get the very best deals - take advantage of our Interest Free Credit or call us for a really keen price - Nobody does it better!!!

DAIWA produce a marvellous range of PSUs - see the variable volt PS300 or the Cross needle SWR bridges. New 2M RTU/SWR meter. And some of the best HF tuning units around. "Bencher" Paddles stocked and "Vibroplex". Hi-Mound see and try a key or paddle at the ARROW shops. BNOS make some of the finest British made PSUs we have seen and the Linears are superb with 5 year warranty



Rotators stocked include the new Daiwa multi-torque with up to 4 motors possible. Also the full Daiwa range at competitive prices. Kenpro from KR2000RC to KR250 inc KR500 Elevation type

Send us an SAE for details of the new TET beams with 40 metre band 11 & the minibeams with the same gain as fullsize

AUTHORISED

ICOM
DEALER



**WELZ full range
stocked**

Come and see the new Trix-tower at Chelmsford, 30 or 40ft folds down really low, tilt or wall mounted. Keen prices

**AR2001 Receiver
25/500MHz**

IC751, IC745, R71, R70, IC271E, IC471E, IC2E, IC4E, IC02E, IC04E, all stocked with accessory ranges - Call us for price

Our normal despatch is one or two days (as thousands of satisfied customers will tell you). Subject to manufacturers supplies being available. CARRIAGE FREE on all orders of £300 value and over (UK Mainland only). Access and Barclaycard accepted. Save time - phone over your order with your Access or Barclaycard number. Express delivery can be arranged on all items for a total charge of £7.50. Please phone for details. This offer applies to UK Mainland only. N.B. The F.O.C. carriage offer does not apply when Express Delivery is requested.

Hatfield Peverel showrooms which are just off the A12 trunk road, are open 9-5pm Mon, Tues, Weds, Fri, Sat. Closed all day Thursdays. Approach by road via M25 & A12. By rail to BR Hatfield Peverel (3 mins from shop). We will taxi you back to rail station with heavy equipment. Buses from Chelmsford and Colchester pass the door. Free parking in our own car park. Local repeater GB3DA R5.

Scottish customers welcome at **ARROW ELECTRONICS (SCOTLAND)** 51 Hyndland Street, Partick, Glasgow. Tel: 041-339 6445 ask for Bill GMOARO. Parking free outside the shop, which is near the Clyde Tunnel and Kelvin Museum. Open six days (closed Sunday) 9-5.30

At **ARROW ELECTRONICS (MIDLANDS)** Tel: 0858 62827 you will find Alan G4TZY who will be pleased to assist you. Alan lives at 33 Fairway, Market Harborough, Leics, but please telephone first.

At **ARROW ELECTRONICS (WALES)** John Lewis GW8UZL waits to talk to you in English or Welsh! John is an expert on Satellite work & knows all the wrinkles on FT726R etc. Tel: 0248 714657 14 Carreg-y-gad Llanfair-p-g Anglesey N. Wales

**COMPARE THE REST —
THEN COME TO THE BEST**

Tandy®

Realistic® Scanners - The Professional Choice

Direct Entry 8-Channel Programmable Scanner



*Monitoring Your Favourite
Frequency Couldn't Be Easier*

£199⁹⁵

- Memory Back-Up
- Features Auto-Scan

Realistic PRO-2009. Direct keyboard entry, with auto-scan and "Search" to find new channels. Two-second scan-delay, channel lockout, monitoring of your favourite frequency, squelch control. Bands: VHF-Lo 68-88 MHz; Ham 144-148 MHz; VHF-Hi 148-174 MHz; Ham 410-450 MHz; UHF-Lo 450-470 MHz; UHF-Hi 470-512 MHz. Built-in speaker, whip antenna, external antenna jack. 2 3/4 x 10 1/2 x 8". Mains operation. Memory backup requires 9V battery. **20-9109 £199.95**

16-Channel Portable Programmable Scanner

Covers 68-88 MHz VHF-Lo,
144-148 MHz Ham,
108-136 MHz AM Aircraft,
138-144 MHz, 148-174
MHz VHF Hi, 380-450 MHz
Ham, 450-470 MHz UHF-
Lo, 470-512 MHz UHF-Hi

£239⁹⁵

- Now You Can Listen To
Aircraft, Hams and More -
Wherever You Go No Crystals
To Buy!




Realistic PRO-30. Scan up to 16 of your favourite channels continuously, or search a selected frequency range for new or unpublicised channels. Scan and Search in two speeds. Two-second Scan Delay, selectable for each channel prevents missed replies. Has jacks for external antenna and earphones. Requires six "AA" batteries or mains or DC adapter. Memory backup requires four silver-oxide batteries. **20-9131 £239.95**

... And A 60-Channel Programmable Scanner

£299⁹⁵

- Listen to Aircraft, Hams, VHF
Marine and More - Even Your
Favourite Standard FM Stations

Realistic PRO-2003. No crystals to buy - direct keyboard entry of 20,584 frequencies! Use the search circuit to find new channels. Has 2-speed scan and search, Scan Delay, individual channel lockout, priority function and variable squelch control. Bands: VHF-Lo 68-87 MHz; FM Broadcast 88-107 MHz; VHF-Air AM 108-136 MHz; Ham 138-148 MHz; VHF-Hi 148-174 MHz; 410-450 MHz; UHF-Lo 450-470 MHz; UHF-Hi 470-512 MHz. Mains operation or 12V DC negative ground. Memory requires 9V battery. **20-9117 £299.95**



Take A Look At Tandy, Today!

Visit your local store or dealer and see these and many more bargains. We service what we sell - over 2,900 exclusive lines!

See Yellow Pages For Address Of Store Nearest You

Now Available **OUR NEW 1986**
CATALOGUE

FREE

Available from any
Tandy Store and
Authorised Dealer.

OVER 9,000 STORES & DEALERSHIPS WORLDWIDE



Known As Radio Shack In The U.S.A.
Prices may vary at Dealers
Offers subject to availability

PRESTEL

At first glance the idea of a radio amateur using the telephone system to receive and exchange information may seem strange. Why pay BT for the privilege of using their equipment when you could use your radio gear for the same purpose—after all if you can send it down the telephone lines then you most definitely can transmit it on any of the amateur bands.

The pricing structure of Prestel is now much more attractive with the actual "on-line" charges outside "working hours" being free. Of course

Microcomputing

Just what do you get for your money? It would take an article much, much longer than we have room for in *PW* to even touch on the fringes of what is available to the home computer owner with a modem and software to drive it. If you have a modem and

software it is possible to access the Prestel computer on a limited basis without actually being a subscriber. By using 4444444444 as the Customer Identity number and 4444 as the Personal Password you can get a free demonstration of what Prestel is capable of. The only snag is that it seems that the actual local telephone number to access the computer itself is a closely guarded secret not available even to the BT operator or to Directory Enquiries! Of course after you have logged on keying 9 gives you a complete directory of Prestel local telephone numbers! To give you a taster some pages from the demo programme are reproduced here—not in glorious colour as you would see them on the screen but in simple mono without the elaborate graphics.

One very interesting feature of Micronet 800 is the Gallery. Here subscribers "rent" pages on which they can put whatever information they want—within certain "decency" limits of course. Several blocks of Gallery pages are rented by radio amateurs who provide news services and information aimed at introducing the hobby to newcomers. A couple of pages from G4AVV's "magazine" are reproduced here. Looking at these you will note that the RSGB is "experimenting" with Prestel.

All Prestel subscribers are issued with a Mailbox Number which can be used by other subscribers as an address for electronic mail. Those readers who look carefully at the contents page of

```
MICRONET DEMO                565200Zja   @P  
.....  
.. .. .  
. . . . .  
  
DEMO DATABASE EXPLAINED
```

I H T

With 58,000 frames on our Micronet database, we can only attempt to give you a flavour of what you are likely to receive as a subscriber.

.

```

MICRONET DEMO                               565200Z2a    8p
.....
* * * * *      * * * * *      * * * * *      * * * * *
* * * * *      * * * * *      * * * * *      * * * * *
* * * * *      * * * * *      * * * * *      * * * * *
* * * * *      * * * * *      * * * * *      * * * * *
Communication
.....
*****                                9000 0000
***** KEY NUMBER REQUIRED *****
.....
1 How to use Electronic Mail
2 Contact - Micronet's bulletin board
3 Chatline/Celebrity Chatline
4 Swap Shop
5 Talk back to Micronet The letters
* Mailframe Chatline coming soon !
.....
8 Next Item 9 How to Join @ Index

```

```

PRESTEL
1051a
0p

PRESTEL OFFERS YOU: ....

MICRONET 800
MICROCOMPUTING DATABASE.....
PRESTEL bring you information, news,
teleshopping, messaging services,
travel, entertainment, sport, business
& farming service.

KEY 9 TO FIND YOUR LOCAL
TELEPHONE NUMBER FOR PRESTEL

```

```

PRESTEL                                105252ja      @p
-----
***** INDEX *****
          * NAME              MESSAGE NO. & DATE
***** SERVICE *****
***** ADDRESS *****
*****
ACC                      Hobbies
Adventure                Messages
ALCC                    Micronet BBS
Apple Source            New Readers
Art Gallery             News & Views
BASUG
BUG Board               RRF PCA
ClubSpot Mag.           Regional Index
Communications           Reviews
Computer Clubs
Education
ICPUG                   Uuxfax 258
                          What's On

Press 1 for an explanation, or
Press 0 to return to the front page

```

Practical Wireless, November 1985



Two of the Gallery pages on Micronet 800. The Gallery is an experimental concept being tried out on Micronet 800. Here are two pages from G4AVV's section which is aimed at providing information on amateur radio. These two pages were chosen as they show the other amateur radio activity on Prestel

PW will have noticed that we now have a Prestel number and you may use this number to send us messages, news items, requests for subscriptions, etc. This is a very useful part of the Prestel

service and a look at the directory of subscribers under the heading G shows that over 130 radio amateurs have taken the trouble to ask for a second directory entry under their callsign.

Bulletin Boards

These are not connected with Prestel in any manner, but are privately run and maintained. There would seem to be a growing band of dedicated "bulletin boarders" who must spend a small fortune on long-distance telephone calls to bulletin boards around the UK. One new bulletin board of interest to radio amateurs is "Skytel" on 0202 304851 operated by Skywave Software. Other useful bulletin boards are Maptel run by Maplin Electronics (0702 552941), Hamnet (0482 497150 evenings) and React (0376 518818). RSGB are also experimenting with a Prestel "look-a-like" on 0707 57477 during the evening only. Bulletin boards usually run at 300 baud while Prestel runs at 1200/75, so if you want to use bulletin boards make sure that you buy a modem capable of both speeds.

Next month we will be looking at the hardware and software needed to get going on Prestel or similar systems.

NEWS EXTRA

Special Event Stations

October 12

Angelika Voss GOCCI has organised a special event station under the callsign GB4URC which will be on the air between 1000 and 1600 local time. Using both h.f. and 144MHz they hope to contact as many stations as possible and thereby raise funds for the rebuilding of the Lion Walk United Reformed Church.

People are sought who would be prepared to sponsor the station based on the total number of QSOs completed. Anyone who can help can contact Angelika by writing to PO Box 49 Colchester, Essex or Tel: 0206 396610

October 25/26

As part of the Marlborough Brandt Group One World Week GB40WW will be on the air on h.f., 144 and 430MHz. It is hoped to contact stations in The Gambia (Marlborough has a link with a

village—Gunjar—there). Special QSL cards are available for all contacts. The station will be situated in St. John's School, Stedman Building, Marlborough, Wiltshire.

IBA Data Tests

During August this year IBA engineers mounted a field test involving the transmission of data information using sub-carriers on the LBC v.h.f. f.m. transmitters. Two different types of "auxiliary data

systems" were evaluated using a format not unlike Oracle teletext.

Early results indicate that few listeners noticed the presence of the additional data, part of which was based on the EBU endorsed "Radio Data System" (RDS) which is intended to provide new facilities for listeners including channel ident, automatic receiver switching, etc. The second system would provide data for specified sections of the public through subscription services.

Satellite TV available now!

Manufacturers and suppliers of low-cost TVRO equipment and components for European and worldwide satellite TV reception.

SATVRN

Satellite TV Antenna Systems Ltd.,
10 Market Square, Staines,
Middlesex TW18 4RH

Please send free information on Satellite TV Reception

Name _____

Address _____

Post coupon to: Satellite TV Antenna Systems Ltd
Freepost, Staines, Middlesex TW18 1BR.



Broadside and Endfire Antenna Systems

F. C. JUDD, G2BCX, commences a comprehensive examination of phased antenna techniques

Radiation from an antenna depends on the electrostatic and magnetic fields produced by current flowing in the antenna elements. However, radiation is not always equal in all directions around antennas except in the case of single quarter or half-wave verticals, or vertical colinear systems, from which radiation in the *horizontal* plane only is equal in all directions—hence the term “omni-directional”.

Nevertheless, radiation in the *vertical* plane from an omni-directional antenna may vary considerably depending on the conductivity of the ground beneath, the height of the antenna above ground and/or whether it is used with an artificial ground or ground-plane.

There are, however, certain antenna systems consisting of two or more suitably spaced driven radiators in which the currents flowing have a specific phase difference with respect to each other. The method enables various patterns of radiation directivity in the horizontal plane to be obtained. Such antennas may be operated in vertical or horizontal mode, i.e. to provide vertical or horizontally polarised radiation and are generally referred to as *endfire* or *broadside* arrays.

Basic Principle

The basic principle of endfire and broadside arrays is best explained by first assuming the use of two quarter-wave ($\lambda/4$) vertical radiators, each driven with r.f. Antennas of this nature are usually called “active” arrays to differentiate them from “parasitic” arrays such as the Yagi in which there is normally only one driven element, the rest being excited by mutual coupling. The spacing between the two driven radiators may vary between $\lambda/8$ and λ and the phase angle of the current in one of the radiators with respect to the other may be zero (driven in phase) or 45, 90, 135 or 180 degrees. For the last mentioned the currents in each radiator would be in opposite phase. For the time being we will ignore the vertical angle radiation, i.e. the angle of radiation with respect to ground.

Practical Wireless, November 1985

Endfire Condition

A basic arrangement of $\lambda/4$ vertical radiators spaced a distance of $d\lambda$ apart is shown in Fig. 1.1(a). If, for example, the distance $d\lambda$ between them is $\lambda/8$ and each antenna driven in phase opposition, that is with a phase difference in the currents in each radiator of 180 degrees, then the system becomes an *endfire* array because maximum radiation is in line with the radiators as shown in Fig. 1.1(b). The gain in each main lobe with respect to that from a single radiator is in the region of 3 to 4dB. Fig. 1.1(b).

Another example of endfire radiation, again using two vertical radiators, is illustrated in Fig. 1.1(c). In this case the spacing is also $\lambda/8$ but the phase difference between the currents flowing in each radiator is 135 degrees, thus producing a uni-directional cardioid (heart shaped) radiation pattern, Fig. 1.1(c). This particular combination of spacing and phasing is the basis of the two-element ZL Special and others, as will be illustrated later.

Broadside Condition

The principle of radiator spacing and phasing is the same except that instead of maximum radiation being in directions in line with the radiators it is *broadside* to them. An example is shown in Fig. 1.1(d) where the spacing between the radiators is $\lambda/2$ and the currents flowing in each are “in phase”. Gain in each main lobe is about 4dB over that from a single radiator.

GH Brown Patterns

The 40 different radiation patterns obtainable with various double radiator broadside and endfire arrays are classic and illustrated in Fig. 1.2.^{1,2} In some cases the spacing and phasing is such that radiation is very little different to that which could otherwise be obtained from a single radiator. Note that in the examples given, including those in Fig. 1.2, the polarisation of the radiation is vertical—we shall be deal-

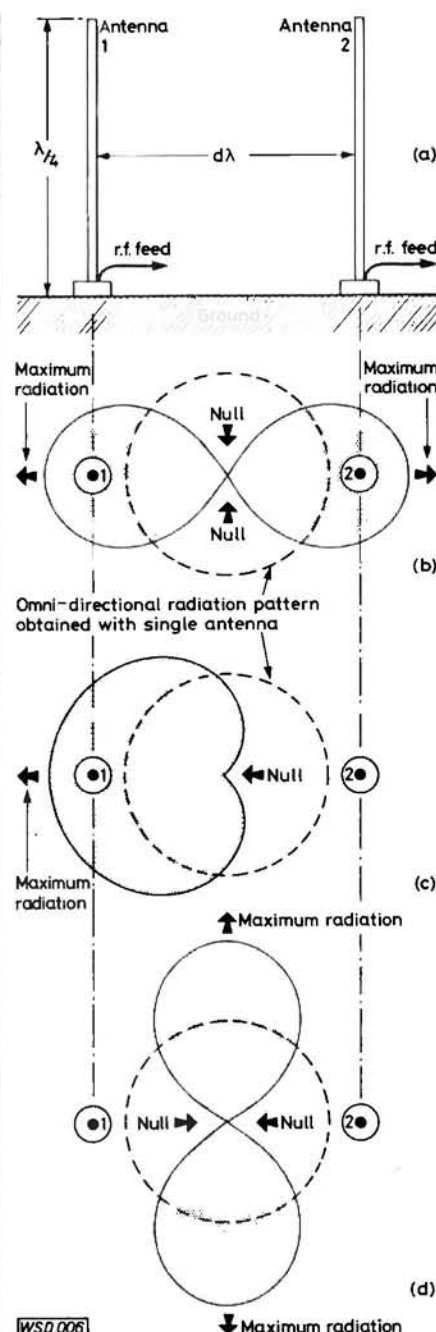


Fig. 1.1: The basic antenna arrangement is shown in (a). In (b) $d\lambda = \lambda/8$ and each antenna is driven in phase opposition (a phase difference of 180 degrees), in (c) $d = \lambda/8$ but the phase difference is 135 degrees. A $d\lambda$ of $\lambda/2$ is shown in (d) and the antennas are fed in-phase

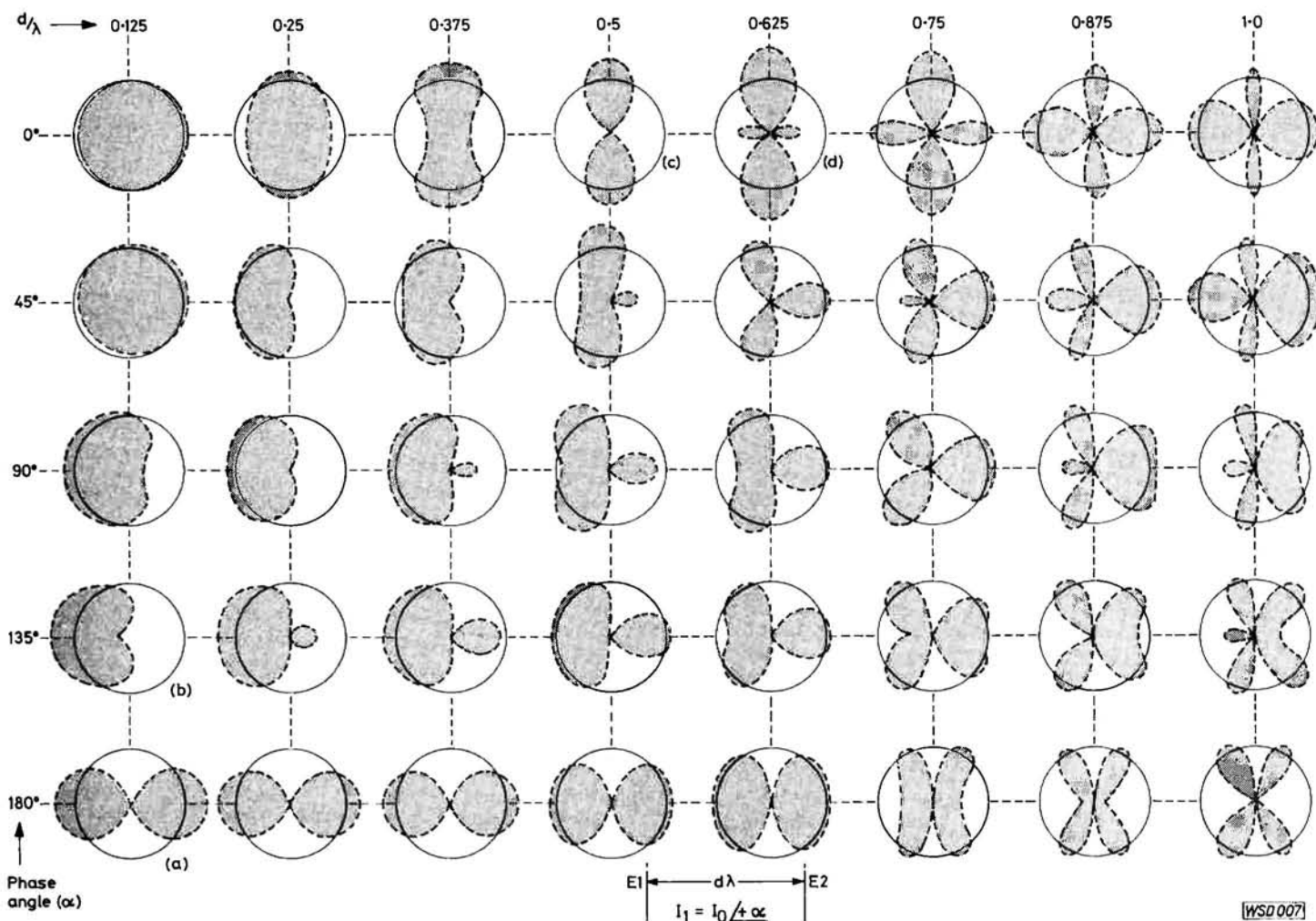


Fig. 1.2: The classic G. H. Brown radiation patterns with two spaced and driven radiators with various phase relationships between the currents flowing in each. (See text with reference to those marked (a), (b), (c) and (d))

ing with horizontal systems later. Some of the patterns in Fig. 1.2 are partially broadside and endfire and particularly so when the radiators are widely spaced. The most useful applications are marked in Fig. 1.2 as (a), (b), (c) and (d). Pattern (a) with close spacing ($\lambda/8$) and with currents in the radiators in phase opposition (180 degrees) provides the greatest gain in each direction for an endfire system. Pattern (b) provides the greatest gain for a uni-directional (cardioid) pattern, with close spacing and 135 degrees phase difference between the currents flowing in each radiator. This is the basis of most antennas with cardioid radiation patterns in the vertical mode. Pattern (d) will give a slightly greater gain (spacing $5\lambda/8$) with radiators driven "in phase" and whilst providing "broadside" bi-directional radiation, there are two small (endfire) side lobes at 90 degrees to the main lobes. Other endfire and broadside arrays can be devised and one particular broadside array that has proved popular, particularly for the 14MHz band, is known as the "Bobtail" antenna, consisting of three vertical phased radiators. Further details later.

There are also commercially available versions of vertical arrays such as those by Telex/Hygain, the phasing of which can be changed to obtain alter-

native directivity, for example, broadside to endfire³. Some details of these will also be given in this series.

Notes: In the so-called "broadside" case there are always two major lobes broadside to the array⁴, although with large spacings between the radiators there may be two narrow endfire lobes of equal magnitude, as can be seen in some of the patterns shown in Fig. 1.2 where the spacing is at one wavelength. For the endfire case the pattern is always *zero radiation broadside*. The maximum radiation is always endfire if the spacing between the radiators is $\lambda/2$ or less. However, for greater spacings the maximum radiation is, in general, not endfire. Since spacing of $\lambda/2$ or less is of principle interest, antennas based on this are always endfire types.

Practical Broadside and Endfire Systems

The preceding explanation using the G. H. Brown patterns, Fig. 1.2, derived from two vertical $\lambda/4$ radiators has been given to provide some understanding of how the spacing and phasing of two driven elements can provide specific patterns of directivity. Whilst $\lambda/4$ radiators can be used in broadside or endfire working systems the most

popular application is in horizontal arrays with $\lambda/2$ elements which offer considerable scope for experiment. Although there are a number of well known systems of this nature described in the text books⁵ it is only fair to point out that in some cases a considerable amount of space may be required for some of the larger arrays, particularly those intended for use on the lower h.f. bands.

Broadside Arrays with Parallel $\lambda/2$ Elements

To obtain broadside directivity with parallel $\lambda/2$ elements, the currents flowing in each must be in phase. Arrays of this nature can theoretically have any number of elements but construction and available space usually limits the number of elements to two, especially for amateur bands below 28MHz. This applies particularly when horizontal polarisation is required, although four or more elements may be used conveniently for v.h.f.

The power gain of a parallel element broadside array depends on spacing between the elements as well as the number of elements. Gain versus spacing with two-element arrays is shown

Practical Wireless, November 1985

in the graph, Fig. 1.3, greatest gain being obtained when the spacing is in the region of 0.7λ . Higher gain factors are possible with more than two elements as shown in Table 1.1 which assumes that the elements are all in the same plane.

TABLE 1.1

Number of parallel elements	Gain (dB) with $\lambda/2$ spacing	Gain (dB) with $3\lambda/4$ spacing
3	5	7
4	6	8.5
5	7	10
6	8	11

Two-element Broad-side Arrays

Each element or radiator in a broad-side array must be connected by transmission lines so that r.f. power is in the correct phase in each element. Two methods are illustrated in Fig. 1.4. That designated (a) has the main transmission line connected to the centre of the phasing line. The two sections of this line AB and AC are in parallel with respect to the main transmission line so the currents in the phasing line flow in opposite directions with respect to the feed point at A. This brings the currents in the two radiating elements "in phase".

The phasing line can be any length to meet the spacing required between the driven elements. The feed impedance at A will be below 100Ω and assuming that the phasing line itself is at least $\lambda/2$ long, its impedance will be about 600Ω .

The arrangement designated (b) has the main transmission line connected at the junction between the lower driven element and the crossed over phasing line. The crossover is necessary to retain the correct phasing in both radiating elements. In each case the arrows in the diagrams show the direction of the currents flowing in the

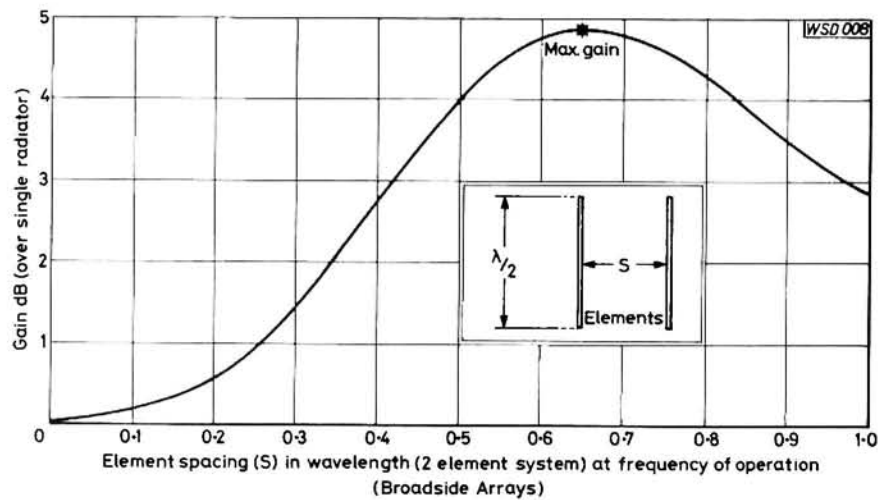


Fig. 1.3: Gain versus element spacing for two-element broadside arrays

elements of both systems. The phasing line for the (b) system must be an electrical $\lambda/2$, which with open line wires is virtually equal to the natural wavelength. If the velocity factor of the phasing line were much less than 1, the gain of the antenna would be affected. The arrays shown in Fig. 1.4 may be used either horizontally or vertically and the "free-space" directivity pattern is similar to that shown in Fig. 1.1.

The second part of this series will deal with two-element endfire arrays and the way in which both broadside and endfire systems are used in practice.

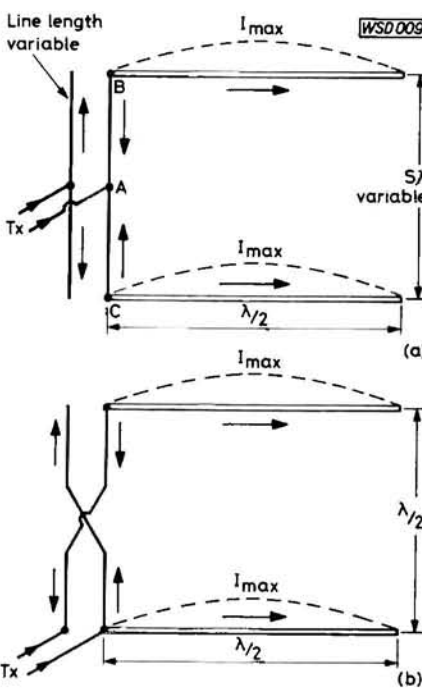


Fig. 1.4: (a) Method of feeding a two half-wave element broadside array so as to obtain current in the radiators in-phase as the arrow indicates (b) an alternative feed method

References

- 1) *Henneys Radio Engineering Handbook*—3rd Edition Terman, 1941.
- 2) G. H. Brown. *Proc. I.R.E.* Jan, 1937.
- 3) *Telex Communications Engineering Report* (Amateur Phasing) PN 801774 9600 Aldrich Ave. South, Minneapolis, MN 55420, USA.
- 4) *Antennas* J. D. Kraus—McGraw Hill Book Co. Inc. 1950.
- 5) *The ARRL Antenna Handbook*. ARRL. USA.



NEXT MONTH

SPECIAL FEATURE

What do you want for Christmas

Buyers Guide to radio accessories, tools and test gear

Plus

AND AR-2002 REVIEW

All About Scanners

on sale FRIDAY 1 Nov

Reader Questionnaire

As promised in our June issue, we are publishing here a run-down of the results of the *PW 1985 Reader Questionnaire*, with comparative figures for the USA taken from *73 Magazine*, and for Japan where a similar questionnaire appeared in *CQ Ham Radio*.

All results are given as a percentage. The **BOLD** figures are the UK results in each case. The *ITALIC* figures are the results of the United States survey, and the **PLAIN** figures are the results of the Japanese survey. A dash (—) means the question wasn't asked, a zero (0) means "Less than 1%". The comments (rude or otherwise) after each set of results are entirely my own!

Our thanks go to everyone who completed and returned our questionnaire. I hope you'll find that the results make interesting reading.

Geoff Arnold
Editor

BACKGROUND

1. Do you hold a current UK amateur transmitting licence?

Yes **75**
No **25**
100% licensed in US, 97% in Japan.

2. Which class of licence do you have?

Class A **53**
Class B **47**
Not too different from overall UK split of amateur licensees

3. How long have you had a licence?

1 year or less **15** 2 1
1-5 years **56** 31 43
6-10 years **9** 13 30
11-20 years **9** 32 22
21 years or more **11** 22 4
Clear evidence of the ex-CBer boom in UK.

4. How old are you?

15 and under **1** 3 1
16-21 **7** 5 9
22-39 **41** 27 60
40-59* **36** 38 26
60 and over **16** 27 4
** Age 40-55 in Japan, where common retiring age is 55.*

5. About how many hours a week do you devote to amateur radio? (round up to nearest hour)

Up to 1 hour **4** 8 42
2-5 hours **32** 35 35
6-10 hours **33** 33 15
11-20 hours **21** 19 6
21 hours or more **10** 5 2
The UK amateur takes his hobby pretty seriously!

For questions 6, 7 and 8, the US and Japanese readers were asked to name their favourite single band or mode. This obviously produces a different slant to the answers, but we felt the single choice was too difficult for many people to answer sensibly.

6. Which h.f. amateur band(s) do you use most often?

1-8MHz **10** — 1
3-5MHz **33** 17 3
7MHz **16** 25 21
10MHz **4** — 1
14MHz **34** 21 3
21MHz **13** 24 {25
28MHz **15** 24 {3

Do not operate h.f. **36** 13 43
An interesting pattern, this. Geography obviously plays a big part, but why such a big thumbs-down for 20m in Japan?

7. Which v.h.f./u.h.f. amateur band(s) do you use most?

50/70MHz **2** 2 11
144MHz **72** 74 68
430MHz **18** 4* {16
1200MHz or higher **2** 4* {1
Do not operate v.h.f./u.h.f. **19** 14 4

** 6% of US amateurs use their 220MHz band. An obvious runaway for 2m all round.*

8. Which mode(s) do you use most?

a.m./s.s.b. **63** 42 31
c.w. **25** 18 5
f.m. **54** 31 63
RTTY **14** 5 0
SSTV **1** * 0
TV **3** * 0

** In the US, "other" modes polled 4%. In Japan 1% favour FAX.*

9. How much money have you spent on amateur radio within the past year? (Include QSL expenses, magazines, club or society dues, and other incidental expenses).

£0-£50 **15** } 51 60
£51-£250 **41** }
£251-£500 **21** 30 20
£501-£1000 **15** 13 13
£1001-£2500 **6** 4 5
£2501+ **1** 2 2

The price-bands in Japan converted at about 70% of the Sterling figures shown. For the US, \$1 is assumed to equal £1.

SOCIAL CHARACTERISTICS

10. Has amateur radio influenced your choice of career?

Greatly **10** 24 28
Somewhat **17** 22 65
Not at all **73** 54 7

Though many UK amateurs are employed in electronic/radio engineering, for most their career obviously influenced their choice of hobby, rather than the other way round.

11. How old were you when you first became interested in the radio hobby?

15 years or younger **56** 13 13
16-21 years **20** 50 24
22-39 years **17** 21 53
40-59 years **5** 11 10
60 and over **1** 5 0

** In the US and Japan readers were asked when they became a ham, not quite the same thing.*

12. Should the licensing body increase the speed on amateur c.w. examinations?

Yes **9** 13 27
No **87** 87 57
Not much doubt about this one in the UK.

13. Do you own a home computer?

Yes **60** 55 23
No **40** 45 74
Thank you, Sir Clive!

14. Do you think radio amateurs, compared to computer hobbyists, are:

More technically inclined in their hobby **57** 26 37
Less technically inclined in their hobby **3** 38 15
Both are about equally skilled in their hobby **39** 36 45
The more general availability of ready-to-go home computer packages in the UK has probably influenced this one.

15. Do you think that home computing is siphoning people (including youngsters) away from amateur radio?

Yes **29** 60 23
No **69** 40 74

A reassuring answer for the UK but I'm not sure it's true.

16. Should the Radio Amateurs Examination System remain as it is?

Yes **71** — 62
No **27** — 36

No equivalent to this question in the US survey. The CGLI gets a healthy pass mark, though it's by no means unanimous.

17. Should amateur licences have a minimum age requirement?

Yes **89** 45 17
No **9** 55 83

The US and Japan have no minimum age limit.

18. Do you think that radio amateurs should be subject to periodic retesting?

Yes **21** 6 19
No **79** 94 81

We're not quite so sure in the UK.

OPERATING HABITS

19. If amateurs were restricted to data communication only (no phone or c.w. operation) in all amateur bands, would you still continue with amateur radio as a hobby?

Yes **41** 43 43
No **56** 57 57

The US question related to the 220MHz band only, proposing a digital class licence. I'm surprised (and impressed) by the UK and the Japanese response.

20. Have you ever used a personal computer in conjunction with your amateur radio activities?

Yes **49** 70 20
No **49** 30 79

You can't get much more evenly divided than that!

21. Is it time to completely deregulate amateur radio by having the licensing authority turn over all responsibility for amateur operation to the amateur community?

Yes **19** 55 47
No **78** 45 51

We trust ourselves even less than the Americans and Japanese.

22. What do you think about exchanging QSL cards?

Like it a lot 17 — 26
Like it 38 — 43
Neither like nor dislike 40 — 24
Don't like it 3 — 7
Dislike it a lot 1 — 0
A popular occupation.

23. Do you think that c.w. sub-bands should be:

Abolished 3 61 16
Reduced in size 5
Left as now 79 39 79
Increased in size 10
The US and Japanese amateurs were given only two options: Abolish or reduce—Yes or No? For the UK, c.w. rules!

24. Do you think that DX nets have a place in amateur radio?

Yes 78 34 56
No 20 66 40
Our lower output power limit probably affects this one.

25. Do you think that nets in general have a place in amateur radio?

Yes 88 70 34
No 10 30 50
We do like a natter.

26. If, while tuning across a band, you heard a net called "Jammers International" in progress would you:

Jam it 0 8 1
Ignore it 43 13 59
Complain to the licensing authority or some other organisation 23 63 10
Listen to it 33 15 28
Join it 0 1 —
Well done, you Gs...

27. If required, could you solidly copy c.w. at the speed at which you were licensed?

Yes 85 70 18
No 14 30 46
... no need to get that pleased with yourselves, though.

28. If required, could you now pass the Radio Amateurs Examination?

Yes 65 72 63
No 6 28 34
Don't know 29 — —
Well, 25% of our readers were unlicensed.

29. Do you think your national Radio Society affects amateur radio in a positive manner?

Yes 79 37 68
No 18 63 32
There's a moral here somewhere.

30. Do you ever speak to foreign, non-English-speaking amateurs in their own language?

Often 3 2 2
Sometimes 8 16 21
I attempt it 19 25 5
Rarely 11 5 21
Never 51 52 51
The Japanese were asked about use of any foreign language other than English. It's good to see that almost half the amateurs in each country were prepared to have a go.

31. Do you solder together your own coaxial connectors?

Yes 94 95 93
No 4 5 7
Very creditable.

32. Is your antenna system mounted on your:

House 65 93 74
Tower/mast 37 7 26
I only operate mobile/portable 4 — —
The tower/mast salesmen must be doing a better job in the UK.

33. Have you ever designed or made your own antenna?

Designed and made 42 4 49
Made from a published design 49 — —

Never 13 96 51
CQ Ham Radio wondered about the definition of "design".

34. What do you think of contesting?

Like it a lot 8 10 10
Like it 20 25 38
Neither like nor dislike it 48 11 28
Don't like it 15 23 19
Dislike it a lot 8 31 0
Surprising. I wonder what the results would be if the question was split into h.f. and v.h.f./u.h.f.?

35. What do you think of DXing?

Like it a lot 37 35 40
Like it 38 27 35
Neither like nor dislike it 22 12 19
Don't like it 1 12 6
Dislike it a lot 0 14 0
I wonder why the US figures are so different at the bottom end.

36. What do you think of repeaters?

A very good idea 34 35 24
A good idea 31 10 37
Acceptable 26 35 29
Not a good idea 4 12 9
Totally against them 3 8 1
The anti-repeater lobby gets short shrift.

37. If you heard an emergency net in progress, would you:

Join in immediately and offer to help 9 64 79
Listen, in case your help was needed 86 36 21
Ignore it 1
What eminently sensible chaps we British are!

38. Do you use CB radio?

Used it in the past 33
Use it now 20
Never used it 47
Not too popular with our readers.

39. Do you think that there should be some form of novice licence in the UK?

Yes, for c.w. only 19
Yes, for phone only 8
Yes, for phone and c.w. 15
No 57
Two thirds of licensees and nearly a third of non licensees are against a Novice licence.

40. Do you construct your own radio equipment or accessories (excluding antennas)?

Yes 78
No 22
(If "YES", How?)
From your own designs 33
From designs published in books or magazines 88
Component suppliers please note.

41. How would you describe your expertise in radio/electronics?

Beginner 27
Average 55
Advanced 18

42. How many radio rallies/exhibitions do you visit each year?

None 21
1 23
2 or 3 41
4 or more 13
We're a gregarious lot.

43. Which of these radio clubs/societies, if any, do you belong to?

AMSAT 7
BARTG 9
BATC 3
DXAGB 0
G-QRP 9
RAYNET 12
RSGB 61
Local radio society 45
None of these 24

SWAP SPOT

Have Yaesu FC-707 a.t.u. and dummy load, Sanko XL400S Super 8 sound camera with zoom and macro and Sanyo SHV2000 portable 8mm and Super 8mm sound projector with built-in screen. Would exchange for h.f. linear, 430MHz base station, home computer or w.h.y. G4NJP QTHR. Tel: 0262 673635. A326

Have Icom 290E, HM10, SM5 mics, mobile mount, 9-element Tonna, all in v.g.w.o. and valued about £290. Would exchange for h.f. rig—FT-101B, FT-101E, 707 or similar, w.h.y.? London area and swapper collects if possible. Tel: 01-200 3825. A328

Have plug in coils range AA, BB, CC, DD and a tatty cabinet etc., for an Eddystone 358X receiver. Would exchange for early wireless magazines etc., w.h.y. A. J. Humphriss. Tel: Warwick 400876. A312

Have Vibroplex paddle. Would exchange for a Vibroplex bug-any model. Cash adjstment if necessary. John Moran EI8DL, 1 Connolly Crescent, Longford, Rep of Ireland. Tel: 353-43 46761. A315

Have Omega Speedmaster watch, flight qualified by NASA, cost £345. Would exchange for 144MHz gear. Tel: Swansea 467384. A319

Have Sony ICF7600D, Sony ICF2001. Datong FL1 audio
Practical Wireless, November 1985

Got a camera, want a receiver? Got a v.h.f. rig, want some h.f. gear to go with your new G-zero? In fact, have you got anything to trade radio wise?

If so, why not advertise it FREE here. Send details, including what equipment you're looking for, to "SWAP SPOT", *Practical Wireless*, Westover House, West Quay Road, Poole, Dorset BH15 1JG, for inclusion in the first available issue of the magazine.

A FEW SIMPLE RULES: Your ad should follow the format of those appearing below, it must be typed or written in block letters; it must be not more than 40 words long including name and address/telephone number. Swaps only—no items for sale—and one of the items MUST be radio related. Adverts for ILLEGAL CB equipment will not be accepted.

filter, SEM Ezitune, all in mint condition. Would exchange for Heathkit amateur bands or general coverage receiver. KW receiver also considered. N. Cameron EI4DZ, 16 St. Mary's Crescent, Westport, Co. Mayo. Eire. A331

Have Commodore 64 plus disc drives. Also have basic extension cartridge with joystick, books and software. All boxed as new. Would exchange for Yaesu FRG-7700 MEM with a.t.u. or v.h.f. converter. Billy, 9 South Road, Port Glasgow PA14 5TA. Tel: 0475 45009. A332

Have Murphy CBH1500 base station CB rig, with mic, built-in s.w.r. meter etc. Boxed as new. Also have Modulator Saturn base CB antenna (never used), Micronta 27-range analogue multimeter (hardly used), Polaroid 600 camera (unwanted gift) and some ZX81 spares. Would exchange for 48K Spectrum or similar computer. G. Johnson, 95a Coventry Road, Nuneaton, Warwickshire CB10 7AA. Tel: 0203 341368 after 5pm. A343


A.R.E. COMM WILL BE AT THE CENTRE

Of all the Amateur Radio Exhibitions, Leicester attracts more visitors than most from all parts of the country. We, therefore, intend to have a display worthy of their visit.


Brenda & Bernie have recently returned from Japan with new and interesting equipment to tell you about so come and see what's new in amateur radio.

Of course, we will have all the latest from ICOM, YAESU & KENWOOD-TRIO all at prices that will be hard to beat anywhere...

So spend a day or two at Leicester and we will be delighted to meet you once again.



FT-2700RH



FT-757GX

**A.R.E.
COMMUNICATIONS
STAND 41**

IC-745

FRG-8800



UNICATIONS LTD

38 BRIDGE STREET, EARLESTOWN, NEWTON LE WILLOWS, MERSEYSIDE
TEL: 09252-29881

OF THE LEICESTER SHOW

FT-290R/FT-690R



IC-271E

TS-940S



TS-430S



FRG-9600



SPECIAL OFFERS AT LEICESTER

- We will be offering special prices on most equipment.
- We shall have the new FT690—the new 6 metre version of the FT290—at a very special price.
- We will have a large selection of second-hand equipment at low prices.

RESULTS RESULTS RESULTS



RESULTS RESULTS RESULTS

by Neill Taylor G4HLX

Certificate Winners

The third *Practical Wireless* 144MHz QRP contest, on June 16, again attracted a large entry, 199 logs having been received, 151 of them from portable stations. The scale of this event is now well established, and there can have been few of the accessible hill-tops in England and Wales which were not occupied by at least one station. The logs show that in addition to those actually entering the contest there were many other portable stations active for part of the day, just giving away points and enjoying the high level of QRP activity.

The overall winners, for the second successive year, are the Bug Bashers Contest Group, comprising G4VXE, G8TF1, GW4TTU and GW5NF, operating under the callsign GW4VXE/P. A change of site this year took them to a spot south of Hay-on-Wye, in the most popular locator IO82KA, in which no less than four separate portable stations were sited! Whilst the other three stations were grouped together on the mountain summits, GW4VXE/P were a little further north, making up for the lower altitude with a most impressive array of antennas: eight 9-element Yagis in a stacked/bayed formation (yes, eight!). "We heard that various groups would be using four Yagis this year, so we decided to go mad! There will not be sixteen 9-els next year, though."

Of the 78 single operator stations, the leader was Christopher Foster, GW6MKR/P (last year's 2nd placed single op.) on Pen-y-Gadair Fawr, also in the Black Mountains, a little to the south of the stations mentioned above.

We have become accustomed to seeing Welsh stations in the top positions in the results, but this year the leading Scottish station, that of the Ayr Amateur Radio Group, GM4PPT/P, is in fourth place. Their activity from "Beneraird", a hill south of Girvan, gives them a result superior to that of any English station. The best result from England is that of G1FBH/P, the "SNAFU" Contest Group (Situation Normal—All Frequencies Unusable), on Firle Beacon in East Sussex. In EI/GI, the leading entry is from Joe Bingham, G14TAJ/P, single operator at the standing stones near Larne.

Of the 48 fixed stations, the leader is the single operator station of Ian Mitchell, G0BUK at Hastings in East Sussex.

Certificates are awarded to all the above mentioned, plus those in second and third place in both single and multi-operator category (see table) and, of course, the winner's cup to the Bug Bashers group. This year we are also awarding a certificate to the leading station in each locator square. To lead in a square in which the number of entrants is high is a considerable achievement. Conversely, stations in the out-lying areas with a low amateur population may find it more difficult to reach very high scores, though their effort is no less com-

Overall Winners	Bug Bashers Contest Group	GW4VXE/P
Runners-up	Glamorgan CG / Hillingdon ARC	GW1DXY/P
3rd Place	Guildford & District Radio Soc.	GW6GS/P
Leading Single Operator	Christopher Foster	GW6MKR/P
Runner-up Single Operator	Michael Ryder	GW6DTD/P
3rd Placed Single Operator	Dave Warburton	G6LKB/P
Leading Fixed Station	Ian Mitchell	G0BUK
Leading English Station	SNAFU Contest Group	G1FBH/P
Leading Scottish Station	Ayr ARG "A" Team	GM4PPT/P
Leading Irish Station	Joe Bingham	G14TAJ/P

Also leading stations in each locator square—see separate table.

mendable. Thus all square-leaders are receiving certificates, even in squares with one or two entrants, in the hope that this policy may encourage activity in these areas in future years.

The positions of all 199 stations are shown in the table—a detailed results list is available on receipt of a large s.a.e. at the Poole Offices. Those entrants who have already submitted envelopes will receive the results shortly.

The Logs

The standard of entries this year was again generally high, although as usual a substantial number of stations lost points due to logging errors. Many stations presented their entries as neat and clear logs which were straightforward to check. On the other hand, a few seem bent on making the adjudicator's job as hard as possible.

One particular misdemeanour which causes extra work during checking is the omission of the check list of squares worked (required by Rule 6h). Another is neglecting to underline or highlight the first contact in each square (Rule 5). These tasks are simple matters for an entrant with a single log to deal with, but are unwelcome chores for the adjudicator with almost 200 logs on his hands. Entrants who have broken both of these rules have had their final score reduced by 5 per cent as a penalty.

Several stations (only one of which submitted an entry) were heard to change their callsign each time they changed operators. While not actually prohibited by the rules (it will be next year!), this can cause confusion where duplicate contacts are concerned. Valuable time may be lost when it becomes necessary to explain to a caller that he has already worked the station, under a different callsign.

The adoption of the new locator system seems to have gone very smoothly, and it appears that there were less errors in the locators sent than in previous years, presumably because all stations had to work out

theirs from scratch, and have done so carefully. One notable exception was spotted by, amongst others, G0AZT/P: "One station gave a locator that placed him 80km into the English channel".

Only one group, GW4VXE/P, grumbled about the locator system itself. They find it "more cumbersome and less accurate than the old system", and believe that operators have only "grudgingly adopted the IARU locator", there being "considerable justified opposition to it". If this is so, the other 198 entrants have not voiced their opposition! Debate over the system may continue, but for the purposes of this contest, there is little doubt that it works well and has been generally well received by entrants.

One contentious point in the rules was the requirement for a full 6-digit universal locator to have been received for a square to count as a multiplier. GM6FPX/P suggests "both QRA and new locator system to count for multipliers", and G4WBR says the rule "seems illogical as the major squares are concurrent". The reason for this rule was simply that without it some contestants would have attempted to claim the same square as two multipliers—once in each system (e.g. claim both YL and IO81 as separate squares). A couple of entrants tried to do this anyway!

Conditions

Both weather and propagation conditions were unexceptional, although with the usual geographic variations. No-one reported extreme weather, although it seems to have been acceptable for portable activity in most areas. "PW always seems to pick the right weather," says G8DDY/P on the Isle of Wight, while "the weather left a bit to be desired" at G4RSB/P near Sheffield, which summarises many of the comments on this subject.

Most entrants were agreed that propagation was poor compared with previous years, typical comments being "very disappointed with band conditions"

Practical Wireless, November 1985

Practical Wireless 144MHz QRP Contest 1985

Pos.	Call	Points	Pos.	Call	Points	Pos.	Call	Points	Pos.	Call	Points	Pos.	Call	Points	Pos.	Call	Points
1	GW4VXE/P	14 246	34	G6PXN/P	4158	67	G4WFR	2394	100	G4UXY/P	1484	133	GM4LAA/P	990	166	G4ZYR/A	602
2	GW1DXY/P	12 792	35	G6VWH/P	3960	68	G6TWW/P	2268	101	G6SRS/P	1482	134	G11ZK	988	167	GM4WMN/P	585
3	GW6GS/P	10 044	36	G0BPS/P	3749	69	G4YGW/P	2193	102	G0AZP	1470	135	G4WGE/A	979	168	G1BEK	583
4	GM4PPT/P	9256	37	G4SFQ/A	3618	70	G4YPT/P	2144	103	{G1GVA/P	1428	136	{GM4SOY/P	975	169	G6NZG	561
5	G1FBH/P	8672	38	G0BUK	3588					{G4FOX	1428		{G1GFZ/P	975	170	GM4YWU/P	560
6	GW6GW/P	7772	39	G4RSB/P	3564	71	G1EME/P	2115	105	G4NAV/P	1410	138	G0ABS/P	948			
7	GW6MKR/P	7700	40	G4VRY/P	3465	72	G3SVC/P	2106	106	G6LOH	1386	139	G1EZS	910	171	G1INL	546
8	GW6DTD/P	7452				73	G6PHF/P	2080	107	G0ACK/P	1380	140	G4UOL/P	891	172	GW8IPT/P	517
9	G3UAX/P	7020	41	G4GTT	3410	74	G4OJD	2069	108	G4KGB	1378				173	G6ZVB	500
10	G4WET/P	6960	42	G4ETW/P	3363	75	G4SLH/P	2052	109	G6OZB	1370	141	G1HJX	871	174	G6MKS/P	494
			43	G0BWC/P	3287	76	G1ATAJ/P	2037	110	G4YYE	1368	142	GW3POM	868	175	G18YWR/P	476
11	G4XPS/P	6696	44	G8CYW/P	3266	77	G1AGM/P	2006				143	G0BTE	848	176	GM4ZUK	468
12	G6ZME/P	6600	45	G4RS/P	3240	78	G4YTC/P	2002	111	G4RSE/P	1339	144	G2HR	846	177	G6UTC/P	423
13	G6LKB/P	6554	46	G3WTP/P	3197	79	G1EFC/P	1972	112	G6TPL	1332	145	G1LVY/A	828	178	G1NCG/P	410
14	G4RLF/P	6480	47	G6ZUL/P	3116	80	G6ZPN	1936	113	G4ZPP/A	1316	146	G4WCK/P	816	179	G4ZQN/P	387
15	G4BWD/P	6399	48	GW4ZUL/P	3088				114	G4WBM/P	1287	147	G4WXP/P	810	180	G8GFF	351
16	G4SKA/P	6292	49	G4MDP/P	3077	81	G1BRS	1904	115	G6CSY/P	1284	148	G4UGC/P	792			
17	G6NEX/P	6275	50	G6XYL/P	3075	82	G4WZA/P	1872	116	{G6MWS/P	1224	149	G1GNC	784	181	G4UZB	342
18	G8PRF/P	6162				83	G8VVY/P	1860		{G3XZW/P	1224		{G1MBC/P	770	182	G1GVC	333
19	G0BSU/P	6120	51	G4VKE/P	3058	84	G6YZR/P	1853	118	G0BNC/P	1222	150	{GM1DSK/P	770	183	G6BJR/P	324
20	G4MWC/P	6000	52	G4GXP/P	3056	85	GW4LWD/P	1820	119	G4ZOZ/P	1210				184	G8VEL	315
			53	G4VAT/P	3024	86	G0AAM/P	1806	120	G6IEK/P	1204	152	GM4RGS/P	767	185	G6ZRM/P	312
21	GM4RAH/P	5724	54	G8DDY/P	3006	87	G3BPK/P	1768	121	G6XUV/P	1185	153	G4WRD	752	186	G8SRL	297
22	GW4ARC/P	5496	55	G4XPE/P	2975	88	G3YLE/P	1728	122	G4WBR	1176	154	GM1KTM/P	742	187	{G18ZRE/M	279
23	GM0BQM/P	5448	56	G4INL/P	2928	89	G4XQW/P	1708	123	GW6JBN/P	1168	155	G0BRY	737		{GM6MGS/P	279
24	G4LRP/P	5145	57	GM6FPX/P	2790	90	G4ZVS/P	1694	124	G1IPA	1139	156	G14KKK/P	730	189	G1AMX	253
25	GW4ZTR/P	5082	58	G1CPP/P	2752				125	G1CSM/P	1092	157	G6PGT	715	190	G6RZZ	192
26	GW4XGA/P	5016	59	G4URT/P	2740	91	G8WY/P	1677	126	G1CFAR	1064	158	GW6XPY/P	714	191	G2DHW/P	180
27	GW4ARI/P	4800	60	G8SDS/P	2686	92	G3CAR/P	1666	127	E14FO/P	1056	159	G4SKG/P	672	192	GM1JPJ/P	154
28	G4WIK/P	4752				93	G4LRC/P	1640	128	G6UKX/P	1032	160	G1JXX/P	650	193	G6ZGD	144
29	G0AOZ/P	4600	61	G4THI/P	2669	94	G3FJE/P	1616	129	G1JJA	1020				194	GM3NHQ/P	133
30	GW4NDH/P	4550	62	G6ABB/P	2640	95	GW1DTA/P	1596	130	G0ANX/P	1014	161	G4BGH/P	636	195	G1KVV/P	102
			63	G4SJK/P	2599	96	G1FVR	1575				162	G0AZT/P	627	196	G1GPY/P	75
31	GW4WVB/P	4320	64	G6HEL/P	2520	97	G4WOX/P	1566				163	G1DWQ	624	197	G1JND/P	48
32	G6OYL/P	4301	65	G2XVA/P	2500	98	GW1LHY/P	1530	131	G6XYI/P	1012		{G4FVK	616	198	GM6GJZ	30
33	G0AYN/P	4225	66	GW4NVA/P	2420	99	GW1HGV/P	1500	132	G1MPW/P	994	164	{G1DPT/P	616	199	G4OED	18

(GM4RAH/P), "conditions seemed somewhat down and we found it a bit of a struggle" (G4WET/P), "conditions can be best described as dire!" (G4URT/P).

Despite this, some good distances were worked, and many, like G1JJA, were "very pleased with what was achieved with 3 watts". The highlight for some was a brief opening to central Europe at around 0930GMT, presumably by sporadic-E. "Imagine our surprise when OE1DR answered our call," says G4YTC/P, "it totally devastated our system for a moment." At least they made the QSO. Unlike GW4VXE/P, in whose log a comment at 0931 reads "OK2SBL called—not worked due to operator's state of shock!"

Signals

The assessment of the quality of radiated signals always seems a somewhat subjective matter, and one in which a consensus of opinion is rare. However, there does seem to be a general view that, as GW1DTA/P notes, it was "nice to hear cleaner signals this time". "We did not suffer so much this year from wide signals," says GM4RGS/P. Again, excessive compression of speech seems to have been the chief evil, "speech processors were very much in evidence, resulting in some 'horrible' and broad signals," remarks GM1KTM/P.

More significant is a welcome trend towards criticism of one's own receiver, rather than of the other station's transmitter. Several stations admit to severe receiver front-end problems, for example G8VEL, who "lost some time at the beginning as the front end was desensitising due to a newly fitted pre-amp".

It is, of course, difficult to tell if the general improvement in reports of signal quality, mentioned above, is actually due to cleaner transmissions, or to better (more bomb-proof) receiver front ends. Maybe more groups are deciding to leave their high gain pre-amps at home, or at least to tame them by reducing the gain to the minimum required. The message does seem to be slowly getting through, although a few stations still seem to take the attitude "our receiver does not overload", which, of course, can only be true of a real receiver if it is switched off!

This year the adjudicator's own station used a simple procedure to assess the power output level of many of the stations worked. The technique, based on reciprocal reception of signals at very weak levels, is not highly accurate, but is sufficient to ensure that power is roughly within the 3W limit. It did successfully spot a few higher power signals which all turned out to be from non-competitors, but all contest entrants which were tested were believed to be genuinely QRP.

A few entrants have their suspicions raised by how strong a signal sounds. This can never be a good guide to the power output of a station heard, as if a signal is "very strong", the perception of its strength is little altered by a substantial change in power output. For example, a "very strong" signal, received at S9+50dB if running 30W, would still be a "very strong" S9+40dB at 3W, and in fact would be a "strong" S9 if power were reduced to 300 microwatts! It is at the weak end of the range that power changes become noticeable: a station running 30W and being received at a readable 6dB signal-to-noise would disappear altogether if he dropped power to 3W.

Hectic

"The climb up that damn hill was a killer," remarks G6TWW/P, a comment echoed by GM6FPX/P. Several entrants have mentioned the effort which goes into a successful station, not only hill-climbing but also organisational effort: GM6FPX/P found it "the most incredibly hectic weekend I have ever spent". G0ANX/P found that there was "more effort involved than I at first thought".

There is also no clear optimal number in a team: "It's a strain trying to operate for such a long period as a single operator" (G1GVA/P); "a lot of work for just two of you" (G1EFC/P); "hard work for four persons in a mountain tent" (G0AYN/P). Any advance?

Not everyone finds the preparation so hectic, G8VVY/P believes that "the 3W limit and 8 hour operating time are ideal, the lazy operator can leave everything to the last minute in preparation".

Strange but Harmless

Portable stations on hilltops are often sited near popular walks used by the general public, and several stations report having had visitors. "I poked my head out of the tent to find 70 walkers sat outside eating their lunch... I was suddenly the focus of their attention" (GW4ARI/P). "Several people stopped to enquire what was going on" at G1EME/P, "most, obviously, thought we were strange but harmless".

This was not the view, apparently, taken by the detectives who visited GM4RGS a few days after the contest, "enquiring as to what I was doing with a rotating antenna"

on a site overlooking a US base. "Apparently we had been reported by an MOD policeman as a suspicious lot".

At G4YTC/P, "a large collection of people gathered around a memorial stone about 12m away and proceeded to conduct a memorial service, "complete with the national anthem from a cassette player... we felt it only right to cease operating."

Other stations suffered interruptions, too. GM6FPX/P "got buzzed by a small plane. He came in so low that a couple of feet to the right and his undercarriage would have had some extra metal work." Operators at G8VY/P were alarmed when "a slightly irate farmer appeared... we'd erected the antenna mast in the wrong field". G1IPA reports that "my wife made me switch off the rig so that I could mow both the lawns."

Next Year

As usual, many favourable comments about the contest in general were received, for which the adjudicator is grateful—it keeps up morale during the long process of cross-checking the logs. "Many of us consider it our favourite contest," says G6IEK/P.

For next year's event, we shall accept the advice of GW4ZTR/P: "don't change any of the rules too much". A few minor changes may be required, but there were very few grumbles about the rules this time.

A few stations in the far-flung corners of these Isles feel that the scoring system is weighted against them: "we feel that we are at a large disadvantage this far north of the border due to the lower density of the amateur population" (GM4RGS/P). This is undoubtedly true, although it is hard to see how any changes in the scoring system could significantly change things. GM1KTM/P feels that the present system "removes the incentive to work long distances". Many stations in the south, however, would have been only too keen to work up to the northerly squares if propagation had allowed, but with the band conditions as they were, even offering large cash prizes for contacts with IO86 square would have

made little difference to the logs of stations there!

The contacts x squares scoring system is undoubtedly very popular for its simplicity and general fairness—it is here to stay. We hope that we have this year offered some reward for the efforts of those stations located in the out-lying areas by awarding certificates to the leading station in each locator square.

It just remains to extend thanks to all

those who submitted entries and comments, and to PE1EWR and G2HIF/P for their useful check-logs, and finally to fix the date for next year's event. Two entrants think they have already guessed it: "I have just booked June 15 as part of my holiday ready for next year" (G0BPS/P and a similar comment from GM6GJZ).

They are quite right, the fourth PW 144MHz QRP Contest will take place 0900-1700GMT on Sunday 15 June 1986.

Leading Stations in Each Locator Square

Square	Name	Callsign	No. entrants in square
IN89	Kenneth Kirk-Bayley	GJ6OZB	2
IO62	John Murphy	EI4FO/P	1
IO64	Philip Pollock & others	GI8YWR/P	1
IO70	Bideford Bay Radio Club	G6XYL/P	3
IO71	Gower Peninsula CG	GW1DTA/P	2
IO72	Robert Chappell	GW6XPY/P	1
IO73	David Iles	GW4XGA/P	1
IO74	Joe Bingham	GI4TAJ/P	2
IO75	Ayr ARG "A" Team	GM4PPT/P	3
IO76	Big Ben Contest Group	GM6FPX/P	1
IO80	South Dorset Radio Soc.	G8SDS/P	9
IO81	Glamorgan CG / Hillingdon ARC	GW1DXY/P	16
IO82	Bug Bashers Contest Group	GW4VXE/P	19
IO83	R. Thawley & M. Hallsworth	G0BSU/P	10
IO84	Dave Warburton	G6LKB/P	9
IO85	P. Robertson & D. Taylor	GM4RAH/P	2
IO86	D. Keay & M. Clark	GM1DSK/P	6
IO87	Allan Duncan	GM4ZUK	2
IO90	The Horsham Ale Men	G4LRP/P	7
IO91	Roger Stansfield & others	G3UAX/P	33
IO92	Triple B Contest Group	G4WET/P	19
IO93	Oldham ARC Contest Group	G4XPS/P	16
IO94	D. J. Bryan	G4VRY/P	3
IO95	Hillbilly Contest Group	G1JKX/P	2
IO97	Radio Whisky Contest Group	GM6MGS/P	1
JO00	SNAFU Contest Group	G1FBH/P	5
JO01	Dick Pascoe	G0BPS/P	14
JO02	Steve Fletcher & Ray Baker	G4SFQ/A	7
JO03	Louth & District ARS	G4LRC/P	2





Leading Multi-Operator Stations

Pos.	Name	Callsign	Score	QSOs	Squs	Loc	Antenna	asl (m)	TX/RX
1	Bug Bashers Contest Group	GW4VXE/P	14 246	419	34	IO82KA	8 x 9Y	480	FT-225RD
2	Glamorgan CG / Hillingdon ARC	GW1DXY/P	12 792	328	39	IO81FR	4 x 17Y	600	IC-271E
3	Guildford & District RS	GW6GS/P	10 044	324	31	IO82KA	9Y	700	IC-271E
4	Ayr ARG "A" Team	GM4PPT/P	9256	356	26	IO75PB	4 x 9Y	440	FT-290R
5	SNAFU Contest Group	G1FBH/P	8672	271	32	JO00BT	17Y	220	TR-9130
6	Blackwood & District ARS	GW6GW/P	7772	268	29	IO81KS	4 x 9Y	580	FT-726R
9	Roger Stansfield & others	G3UAX/P	7020	260	27	IO91GI	4 x 9Y	300	TR-9000
10	Triple B Contest Group	G4WET/P	6960	290	24	IO92CA	4 x 14Y	305	IC-271E
11	Oldham ARC Contest Group	G4XPS/P	6696	279	24	IO93AO	17Y	580	FT-290R
12	Telford & District ARS	G6ZME/P	6600	264	25	IO82ON	2 x 13Y	490	FT-225RD


Leading Single-Operator Stations

Pos.	Name	Callsign	Score	QSOs	Squs	Loc	Antenna	asl (m)	TX/RX
7	Christopher Foster	GW6MKR/P	7700	275	28	IO81KW	10/10Y	800	FT-290R
8	Michael Ryder	GW6DTD/P	7452	324	23	IO82KW	13Y	385	FT-290R
13	Dave Warburton	G6LKB/P	6554	226	29	IO84KG	17Y	290	FT-290R
14	Martyn Wright	G4RLF/P	6480	240	27	IO81XA	6Q	240	IC-211E
26	David Iles	GW4XGA/P	5016	228	22	IO73XC	5Y	1000	FT-290R
27	Tim Raven	GW4ARI/P	4800	192	25	IO82KA	2 x 8Y	690	IC-202S
36	Dick Pascoe	G0BPS/P	3749	163	23	JO01NB	19Y	160	FT-221R
38	Ian Mitchell	G0BUK	3588	156	23	JO00GV	14Y	130	IC-251E
40	D. J. Bryan	G4VRY/P	3465	165	21	IO94MJ	17Y	410	IC-260
48	Stephen Cocks	GW4ZUL/P	3088	193	16	IO81LQ	6Y	305	IC-202

VHF QRP CONTEST GALLERY



- 1: **GW6XPY/P** on Shell Island, Llanbedr, Gwynedd
- 2: **G1CPP/P** at Cannock Chase in Staffordshire
- 3: **G6SRS/P** Stourbridge and District ARS at Shatterford
- 4: **G8DDY/P** on St. Boniface Down, Isle of Wight
- 5: **G6UKX/P** at Caesars Camp, Bourley Hill in Surrey
- 6: **GW4ARI/P** on route to his site on the Twmpa
- 7: **G6TWW/P** on Pitch Hill at Shere, Surrey
- 8: **G6UKX/P** at Caesars Camp, Bourley Hill in Surrey
- 9: **G4YTC/P** on Rough Tor, North Cornwall
- 10: **G6PXN/P** the Windmill Radio Club, on Gentleshaw Hill
- 11: **GM4YWU/P** at Nether-Tulloch farm in Kincardineshire
- 12: **G4UXY/P** in the Chiltern Hills near Tring, Herts
- 13: **GM6FPX/P** The Big Ben Contest Group at Ben Lomond
- 14: **GW4ARI/P** at his site on the Twmpa, in Powys
- 15: **G4WIK/P** the Devizes and District ARC at Tan Hill
- 16: **G4URT/P** at Brightling in Sussex
- 17: **GM6FPX/P** The Big Ben Contest Group at Ben Lomond
- 18: **G6PXN/P** the Windmill Radio Club on Gentleshaw Hill
- 19: **GW1LHY/P** on Hay Bluff in Powys
- 20: **GM6FPX/P** the 'plane that buzzed the antennas
- 21: **G0AYN/P** on Lad Law near Burnley, Lancs
- 22: **GM4PPT/P** Ayr ARG, the leading Scottish station, near Girvan



Weather Satellites

In the third part of this series Terry Weatherley G3WDI looks at various ways of displaying picture information

The previous articles in this series looked at the polar orbiting satellites and the geostationary satellite Meteosat, as well as some of the pictures that have been received from them. These pictures were produced using various types of display equipment. In this article we will look at what is required to receive the signal, the signal characteristics and some of the ways of turning this signal into a viewable picture.

Signals from the polar orbiting satellites are transmitted in the 136–138MHz satellite band. They are close enough to the 144MHz (2m) amateur band to allow similar receiving techniques to be employed. Indeed, initial experiments could be carried out using 144MHz band antennas and a retuned 144MHz band converter. The power out from the satellite is 5 watts and is right-hand circular. This is significantly higher power than the OSCAR series thus high gain directional antennas are not really necessary. OSCAR enthusiasts attempt to access the satellite when it is at extreme range (for best DX) while the weather picture enthusiast is more interested in pictures of the UK. This situation occurs when the satellite is close in a near overhead orbit. It follows then that an omni-directional antenna and a pre-amp are all that is required and the problem of tracking the satellite is avoided.

A useful home-brew design for such an antenna was published by J. Osborne in *Wireless World* in 1972. This consisted of a pair of crossed dipoles

Frequency of transmission	137.5MHz
Satellite transmitter power	5 watts
Satellite e.i.r.p.	37dBm
Polarisation	r.h.c.p.
Transmitted bandwidth	$\pm 17\text{kHz}$
Maximum Doppler shift	$\pm 4\text{kHz}$

Table 1

with a quarter-wave delay in one element together with reflectors 0.3 wavelengths below. The dimensions are shown in Fig. 3.1. The *Satellite Experimenters Handbook* (ARRL) details a simple ground plane built on an SO239 chassis mounting connector. While the dimensions given are for the 144MHz band this can be optimised for 137.5MHz with a little experimentation. I use one such design here, loft mounted together with a low noise pre-amp and it gives excellent coverage. Signals are received when the satellite is over the Sahara and are lost over north-west Greenland. This antenna is detailed in Fig. 3.2.

Until recently there were not many easily available receivers which covered 136–138MHz. The usual way of receiving the satellite signal was to use a converter. The most common system in use today is the Microwave Modules converter, used outboard of an h.f. receiver. The characteristics of the transmitted signal are shown in Table 1. It will be seen that the f.m. deviation is $\pm 17\text{kHz}$ and this together with a Doppler shift of $\pm 4\text{kHz}$ shows that an i.f. bandwidth in excess of 34kHz is required for modulation. The recommended i.f. bandwidth is thus 50kHz.

However, in practice inexpensive

receivers with 30kHz i.f.s can be used if the i.f. roll-off is gradual and plenty of r.f. amplification is used. In the early days modified "taxi" receivers were used as i.f.s and I have obtained some success slope detecting the f.m. signal on an a.m. receiver. Good modern receivers with steep sided i.f. filters at 30kHz have not been so useful.

At the present time there are a number of "purpose-designed" receivers available. An inexpensive single channel receiver is available from Timestep Electronics which together with the same firm's pre-amp gives a good account of itself. They also produce a scanner with digital readout which is used together with the single channel receiver board. Cirkit have produced a weather satellite receiver kit with provision for six crystal channels on the printed circuit board. Both receivers were reviewed in the Remote Imaging Group's newsletter published recently. (Reference will be made later to the Remote Imaging Group.) Microwave Modules, as part of their complete system, produce a receiver for 136–138MHz. The AR2001 scanning receiver covers this range of frequencies and has been used successfully. It is possible to modify the UOSAT receiver published in *Radio & Electronics World* a while back by changing the filters and the crystals. A scanner certainly takes the maths out of weather satellite watching — it can be left on all day and it will pick up all possible transmissions including those Russian satellites that transmit irregularly.

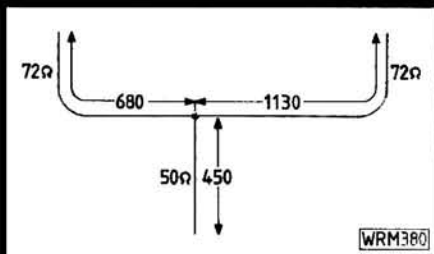
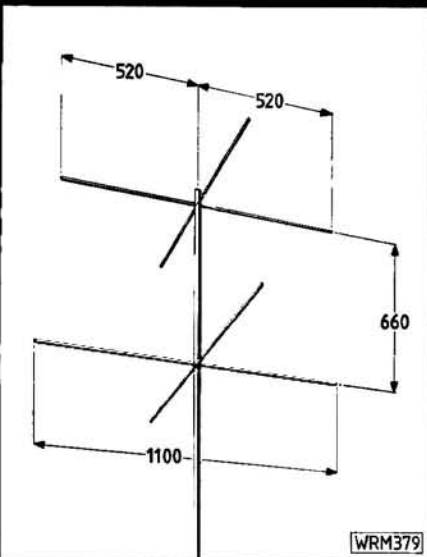
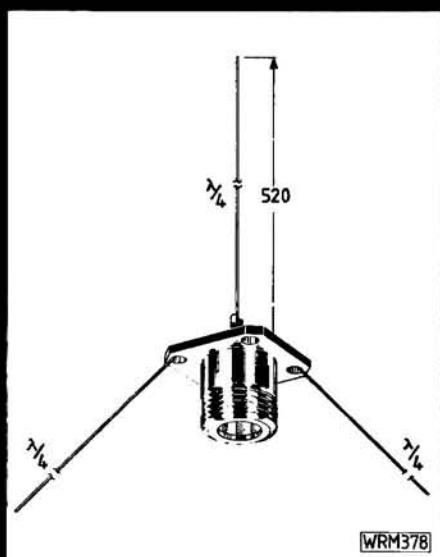


Fig 3.1: ◀ A pair of crossed dipoles mounted above reflector elements. Circular polarisation is obtained by using a coaxial phasing harness as shown above

Fig. 3.2: ▶ A simple ground-plane built on an SO239 chassis mounting connector—note the dimensions given are for the 144MHz band



What's Up There?

At the present time, weather satellites have been heard on the following frequencies:

137.13MHz	MET-30 (Irregular)
137.30MHz	Meteor
137.40MHz	Meteors & COS-MOS 1500/1602
137.50MHz	NOAA 6 & NOAA 8
137.62MHz	NOAA 9
137.85MHz	Meteor

The transmitted signal consists of an audio signal with a 240Hz sub-carrier. This sub-carrier is modulated with the picture information. The modulation varies from 5 per cent for black level to 90 per cent for white in the case of the NOAAs, while the black level is 100 per cent for the Meteors. Intermediate grey-scale values are transmitted at intermediate sub-carrier levels. White in the infra-red channel represents cold objects (clouds) while black represents warm objects (land). The NOAA transmissions interlace the visible light transmissions with the infra red. This is shown clearly on the accompanying oscillograph (Fig. 3.3). The first part of the trace is the infra-red information, while the second part is the visible light information. It can be seen that the infra-red signal is more heavily modulated with little dynamic range when compared to the visible light signal. Circuits have been published, notably by Brush and Bayliss, to expand the contrast of the infra-red portion of the signal. The second oscillograph (Fig. 3.4) is of a Meteor signal. Here the numerous sync pulses at the picture edge can be seen together with the stepped grey scale. It will also be seen that the dynamic range of the signal is low. The grey scale wedge can be seen more clearly in oscillograph 3 (Fig. 3.5).

Once the signal has been received one soon learns to recognise the "lub-dub" note of a weather satellite signal. The 136-138MHz band contains many other satellite signals which could be confusing for the beginner but it's really a case of once heard never forgotten.

Once the signal has been received and recognised as a weather satellite signal, attention can be turned to ways of displaying the picture. The simplest method is to use an oscilloscope with the timebase set to 4Hz. The received signal is applied to the Z input of the 'scope and this modulates the brightness of the trace. A simple RC network is applied to the Y input causing the trace to "scan" the face of the oscilloscope tube in about 6-7 minutes. The picture is built up line by line. If the free running time base causes the pic-

ture to drift the trace can be triggered from a 2400Hz crystal source. The picture is recorded in a darkened room using a Polaroid camera for instant viewing or 35mm film for later processing. This was the method that "got me into" weather satellites in the late sixties. Methods familiar to SSTVers can also be used.

A very long persistence tube 5FP7 was a favourite or an ex-radar tube (which was the basis of my next receiver). It was based upon a design by WB8DQT and published first in 73 magazine and later in the *Weather Satellite Handbook*. This was a simple effective design using 741s to deflect the trace and a single 741 to process the signal. The coils from old 90 degree TV tubes were also a much sought after

prize. This was certainly an area where home-brew ruled supreme. In a dark room a complete picture could be dimly seen on the face of the tube but the photographic results were very good for their time. The photograph shown in Fig. 3.6 is of ice covered Greenland and an associated depression, it was received from NOAA 5 using this system.

Designs were published for the fac-simile machines, notably by Kennedy in the UK, WB8DQT in the States and *VHF Communications* in Germany. Results from these machines were excellent. Pictures showed good grey-scales and excellent resolution. One such picture, Fig. 3.7, taken from a homebuilt machine based on the *VHF Communications* design by G8LOK, is

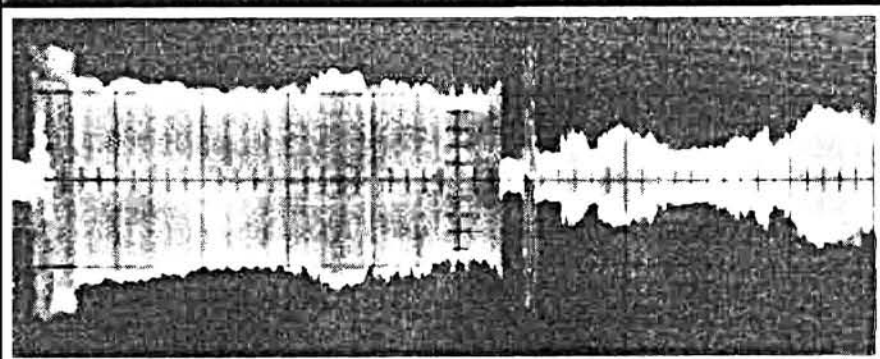


Fig. 3.3 ▲

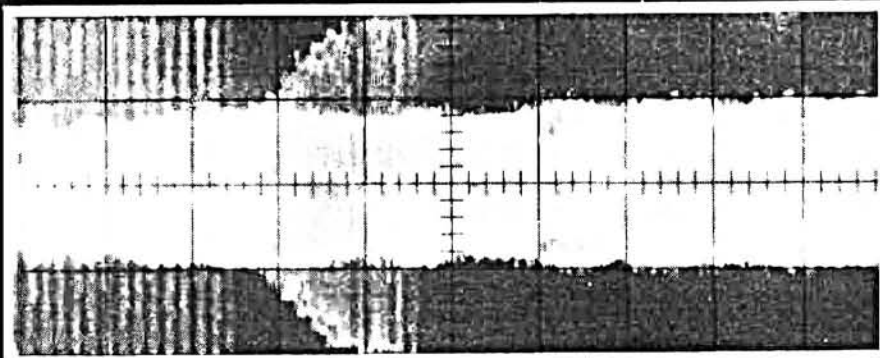


Fig. 3.4 ▲

▼ Fig. 3.5

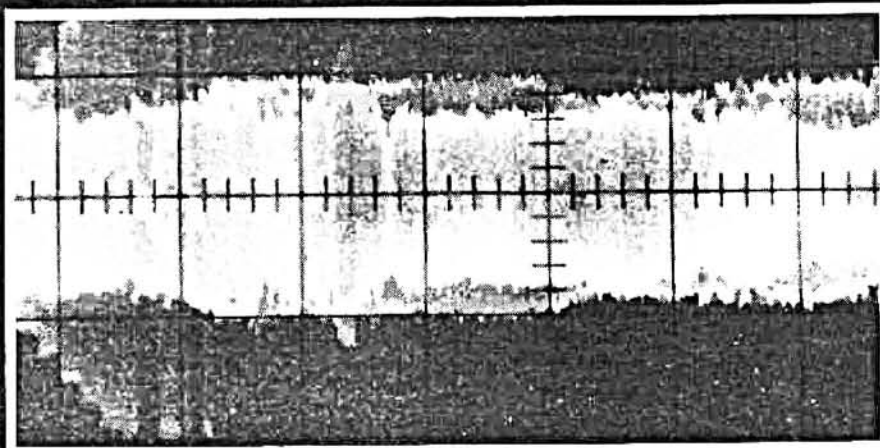




Fig. 3.6




Fig. 3.7



Fig. 3.8

shown here. It is true to say that these FAX pictures showed the quality of the pictures transmitted by the polar orbiters which was only hinted at by the long persistence tube. It takes a fair amount of mechanical skill to produce a photographic FAX machine and the glow modulator tube used is scarce and expensive but the results are certainly very worthwhile. Designs for FAX machines using electrostatic paper have appeared from time to time but the main drawback of these systems is the unpleasant smell given off by the paper as the picture is burnt in.

Occasionally surplus Muirhead machines appear on the amateur market and it is possible to modify these for the display of satellite pictures. Some machines were specifically made for satellite reception, particularly the D9005/1 and /1A. These machines come as three units: one 19in rack unit houses the power supply while another unit houses the display electronics and the writing unit is the third. The writing unit contains the helix and the 9in paper roll used for printing. The process uses electro-sensitive paper. The paper is damp and when a current is passed through it the paper darkens. The intensity of the darkening depends on the current passed. When built these machines were designed to print pictures from ESSA-9. This satellite, it will be remembered from Part 1, produced discrete 240 line per minute pictures over a period of three minutes. This standard is very similar to the standard of the present day geostationary satellite Meteosat and can be

used without modification to receive such pictures. The 240 line per minute rate is suitable to receive the NOAA pictures giving the operator a choice of full width infra-red or visible light pictures but the paper is taken through the machine too quickly to produce a distortion free picture. The picture shows great distortion in the vertical direction. On inspection it can be seen that the paper is drawn through the machine by two rollers. The amount of paper taken through depends on the circumference of the roller. To obtain the correct speed a new roller was made—half the diameter. A new pressure roller of twice the diameter was also needed. The net result was that the paper was taken through at the correct speed and good pictures were obtained, see Fig. 3.8. Paper for these machines is still available from Muirhead Ltd, as are writing edges.

A number of Rank Xerox FAX machines are presently being made available to members of the British Amateur Teleprinter Group (BARTG). At first sight these appear to be suitable for conversion for weather satellite reception. Enthusiasts interested in this method of picture display would do well to join BARTG and watch the columns of the Group's newsletter *Datacom*.

Until recently a FAX machine was the most sophisticated method of picture display. The time involved in building such a machine from the initial circuit diagram to the finished result was a major investment but the results made it worthwhile. Today, the

scene is changing and the "framestore" which captures the picture and stores it in dynamic RAM to replay it in fast scan on the TV screen has come to the fore (Fig. 3.9).

This dramatic development is the result of the falling cost of large RAM i.c.s. A few years ago 1K RAM cost over £1 an i.c., but recently 64K RAM i.c.s can be bought for as little as 73p. Thus the six 64K RAM i.c.s needed for such a device are no longer a major investment. In a future article I will be looking at the framestore method of displaying weather pictures. The home computer is also playing its part in the picture area and in my next article I will be looking at a system based on the BBC-B computer which together with an inexpensive interface can produce impressive results.

The whole earth picture (Fig. 3.10) taken from Meteosat on my BBC-B computer gives a taste of what can be done with this system. The resolution and grey scale are not good but the way is opened up for computer processing of a picture and extracting much more information than at first appears.

Reference has been made to the Remote Imaging Group (RIG). This is a newly formed organisation for everyone interested in weather satellites. They plan to issue bi-monthly newsletters. The first two should be out by the time this article appears. The newsletters contain a wealth of information together with up to date information and orbital predictions for the weather satellites. The current subscription is £2. Information can be obtained from the secretary, Phil Seaford, 12 Jupiter Drive, Leighton Buzzard, Beds LU7 8XA. A stamped addressed envelope would be appreciated.

References

- Fixed Aerial for Satellite Reception*. *Wireless World*, July 1972.
- Contrast Expansion Processor*. *Wireless World*, December 1973.
- The Satellite Experimenters Handbook*. ARRL.

Next month will look at a system based on the BBC-B computer

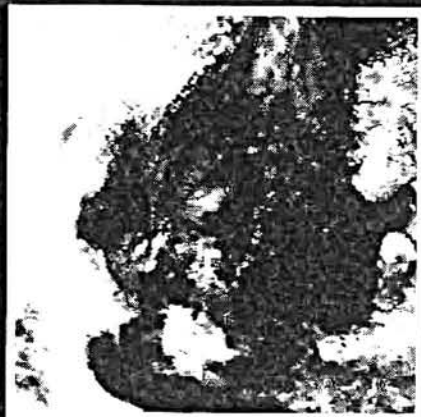


Fig. 3.9

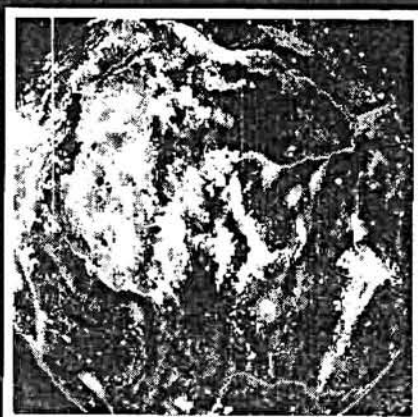


Fig. 3.10

WEATHER SATELLITES

We are able to supply the complete weather satellite reception package. Everything you need has been designed around the superb new ROM from Peter Clappison and Mathew Atkinson. We have commissioned Jaybeam to make a special aerial for us that doesn't need to be moved or turned when it is used with our pre-amp and receiver, it gives good predictable pictures. Our receiver will give 12dB SINAD with only 0.15µV which is considerably better than any of our competitors. The interface unit has several switchable op-amp filters giving enhanced pictures from weak signals and also allows low frequency FAX data to be demodulated. The BBC EPROM has been designed to be used with our interface and will also decode the HF and VLF data from our interface.

Aerial	£34.50	Interface	Kit £49.50
			Built £67.50
			Boxed £94.50
Pre-amp	Kit £4.95		
	Built £10.95		
		Software	Eprom £37.50
			Full data £0.50
Receiver	Kit £37.50		
	Built £48.50		
	Boxed £79.95		

UoSAT systems send SAE

Mail order only. Allow up to 28 days for delivery



TIMESTEP ELECTRONICS LTD

Wickhambrook, Newmarket, Suffolk CB8 8QA
Tel: 0440 820040 Telex: 817015 TIMEST-G

RADIO SHACK

FOR
EVERYTHING
IN

AMATEUR RADIO

RL DRAKE RECEIVERS AND ACCESSORIES (Limited Stock Available)

R-7A	0.1-30 MHz HF Digital Receiver, SSB/CW/AM	1595.00
SL-300	300kHz CW Filter for R-7 & TR-7	60.00
SL-4000	4000Hz AM Filter for R-7 & TR-7	60.00
SL-1000	1000Hz RTTY Filter as above	60.00

NB-7A	Noise Blanker for R-7 receiver	73.80
RP-700	Receiver Protector from lightning and static	79.35
RR-3	Manne Reserve & General Coverage Receiver	2070.00
R-4245	High Spec 0.1-30MHz Commercial Receiver	2852.00
C-7011	Table Top Cabinet for RR-3 & P-4245	194.00

ACCESSORIES FOR R-4C RECEIVER

FL-250	250Hz CW Filter	59.95
FL-500	500Hz CW Filter	59.95
FL-4000	4000Hz AM Filter	59.95
FL-6000	6000Hz AM Filter	59.95
CRYSTALS	Accessory Crystals for R-4 & T-4X Series	10.35

DRAKE SATELLITE TV RECEIVERS

ESR-240	Earth Station Receiver with I Remote Control	1635.00
ESR-324	Earth Station Receiver	695.00
ESR-2220	Commercial Rack Mount Single Conversion RCVR	1127.00
LNA-2573	85 Degree Low Noise Amplifier	695.00

ACCESSORIES FOR TRANSCEIVERS

RV-7	Remote VFO for TR-7 & 7A	172.50
MMK-7	Mobile Mount for TR-7	60.00
CW-75	Electronic CW Keyer	73.35
P-75	Phone Patch	67.40
FA-7	Fan for TR-7, PS-7, DL-1000	46.00
AUX-7	Auxiliary Range board for TR-7	46.00
RRM-7	Range Receive Modules for AUX-7	10.35
NB-7	Noise Blanker for TR-7	99.95
L-548	R-7/TR-7 Interface Cable	34.50
SP-75	Speech Processor	138.00
NB-5	Plug in Noise Blanker for TR-5	87.40
PS-75	Power Supply for TR-5 & TR-7	149.95
TV-42LP	100 Watt Low Pass Filter	14.95
WH-7	HF VSWR/Wattmeter 20/200/2kW Ranges	69.00
1525	Tone Encoder Microphone	24.95
7073	Hand Microphone for TR-5 and TR-7	23.90
977	Astatic Desk Microphone for TR-5 & TR-7	49.95
S-230	R/A Mic Plugs for TR-4 & T-4X	3.45

GENERAL

LA-7	600 Ohm Balanced Line Amplifier	46.00
SD-240	240-120V Auto Transformer 500W 2 US Sockets	27.80
8202	Auto Scale Digital Multimeter	69.00
DC-PC	SPR-4 DC Power Cord	1.80
Manuals	Operator Manuals, available for most models	10.00

The above items cannot be replaced when present stocks are sold.

KWM-380

MM-280	HF Amateur Band Transceiver	3428.50
MM-281	Hand held Microphone	73.50
AC-3801	Noise Cancelling Hand Microphone	103.45
AC-3802	Noise Blanker	396.75
AC-3803	Speech Processor	396.75
AC-3804	Control Interface	275.55
AC-3810	WARC/MARS Coverage Kit	91.25
AC-3811	500Hz CW Filter	205.25
AC-3812	250Hz CW Filter	205.25
AC-3813	1.7KHz RTTY Filter	191.75
AC-2801	6.0KHz AM Filter	255.00
AC-2808	Rack Mount	449.65
AC-2821	Blower Kit	95.00
AC-2828	DC Power Cable	68.75
AC-2830	Microphone Foot Switch	66.00
CS-7	Lightweight Headphones	99.95
GM-769	Communications Quality Headphones	8.95
SM-770	Spare Operators Manual	51.75

New KWM-380 Transceivers can never be repeated at this price when existing stocks are sold

SCANNING RECEIVERS

AR-2001	AOR 16 Channel 25-550MHz	345.00
BC-150FB	Beacast 10 Channel, 66-98, 138-174, 420-512MHz	159.95
BC-200FB	Beacast 16 Channel, Scan & Search, Freq. as above	159.95
BC-24	2 Band 4 Channel Hand held thinscan	87.40
BC-46	4 Band 6 Channel Hand held thinscan	99.95
FRG-3600	Yagi All Mode 60-305MHz Scanner	449.00
PRO-30	15 Ch. Hand held as above + aircraft band	239.95
PRO-2003	50 Ch + 10 FM Broadcast, freq. as PRO-30	289.95
TM-56	2M Amateur Band Scanner	79.00
TM-568	VHF Marine Band Scanner	79.00

DATONG PRODUCTS

PC1	Gen. Cov. Con	137.40
VLF	Very low frequency conv	29.50
FL2	Multi-mode audio filter	89.70
FL3	Audio filter for receivers	129.00
ASP/B	r1 speech clipper for Iono	82.00
ASP/A	r1 speech clipper for Yaesu	82.80
ASP	As above with 8 pin conn	89.70
D75	Manual RF speech clipper	56.35
D70	Morse Tutor	56.35
MX	Keyboard Morse sender	137.40
RFA	RF switched pre-amp	33.90
AD270-MPU	Active dipole with mains p.s.u.	51.75
AD370-MPU	Active dipole with mains p.s.u.	68.00
MPU	Mains power unit	6.90
DC144/28	2m converter	35.67
PT51	Tone squelch unit	60.00
ANF	Automatic notch filter	67.85
SRB2	Auto Woodpecker blander	86.25

HUSTLER

4-BTV	10-40m 4 Band Trap Vertical	149.85
5-BTV	10-80m 5 Band Trap Vertical	189.95
3-TBA	3 Element 10/15 & 20m Beam Antenna, 14' 8" boom,	379.50
27-TOX	27MHz/10m Base Vertical Ground Plane	59.80

AVANTI

AH 0289B	10m Switchable Dual Polarity Beam/Quad antenna	79.35
AV-200	27MHz/10m On glass mobile antenna, 22inches high	19.55

HY-GAIN

18-TD	3.5 to 30MHz Portable Tape Dipole Antenna	230.00
153-BA	15m 3 Element Beam, 26' Boom, 24.5' Longest Element	135.00
103-BA	10m 3 Element Beam, 8' Boom, 17' Longest Element	99.00
204-BA	20m 4 Element Beam, 26' Boom, 36.5' Longest Element	420.00
205-BA	20m 5 Element Beam, 34' Boom, 36.5' Longest Element	499.00
12-AVQ	10, 15 & 20m Trap Vertical	78.95
14-AVQ	10-40m Trap Vertical	106.00
14-RMQ	Roof Mount Kit for Vertical Antennas	39.90
413	10m 8' Stainless Steel Whip, Mobile	14.95
BDBM	Flush Body Mount for above Whip	13.80

JAYBEAM

TB-1	Triband Rotary Dipole	69.00
TB-2	Triband 2 Element Beam	126.50

DATONG

AD-270	Indoor Active Receiving Antenna	47.15
AD-370	Outdoor Active Receiving Antenna	64.40
MPU	Power Supply for above antennas	6.90

G4MH

G4MH-B	G4MH Minibeam 2 El Triband Antenna	82.50
G4MH-K	Kit for above less aluminium tubing	65.00

ARCHER

All Band	75 Long Wire Kit + 50' Feed in with insulators	10.99
----------	--	-------

USED BARGAINS

TH3MK3	3 El. Triband Beam, 14' Boom, Stainless Hardware, Superb Condition	250.00
--------	--	--------

MINI PRODUCTS

HQ-1	2 El Triband Mini Beam	86.00
------	------------------------	-------

— TRIO — YAESU — ICOM —

NOW AT THE NEW REDUCED PRICES



RADIO SHACK LTD

(Just around the corner from West Hampstead Station on the Jubilee Line)

Giro Account No. 588 7151 Telephone 01-624 7174 Telex: 23718

188 BROADHURST GARDENS,
LONDON NW6 3AY



Amateur Radio Shop

4 CROSS CHURCH STREET, HUDDERSFIELD, WEST YORKSHIRE. 0484 20774
NOT ONLY THE BEST IN EQUIPMENT FOR THE SHACK



TS940S



R2000



TS430S



TW4000




TS711E

BUT THE HOME OF THE "G4MH" MINI BEAM

SPECIFICATION

Element length	11 feet	SWR at resonance	1.5 to 1.00 max
Boom length	60 inches	Power rating	1400 watts PEP
Turning radius	7 feet	Input impedance	50 ohms
Operating frequencies	10m, 15m, 20m	Wind resistance	80mph
Forward gain (ref D pole = 1.00)	3.6dB	Weight	14lbs
		Rotator requirements	AR40

PACKAGE: BEAM ROTATOR 15M COAX 15.5 CORE	£194.00 carr £2.50
AERIAL	£88.50 carr £2.50
SELF ASSEMBLY KIT	£67.50 carr £1.50



APPROVED
TRIO
DEALER



LARGE RANGE OF SECOND HAND EQUIPMENT
FULL RANGE OF ANTENNAS, ROTATORS & ACCESSORIES
OPEN MON, TUES, THURSDAY TILL 8 p.m. FRIDAY & SATURDAY
BARCLAYCARD & ACCESS ACCEPTED

AUDIO FILTERS MODELS FL2, FL3, FL2/A

Model FL3 represents the ultimate in audio filters for SSB and CW. Connected in series with the loudspeaker, it gives variable extra selectivity better than a whole bank of expensive crystal filters. In addition it contains an automatic notch filter which can remove a "tuner-upper" all by itself. Model FL2 is exactly the same but without the auto notch. Any existing or new FL2 can be up-graded to an FL3 by adding Model FL2/A conversion kit, which is a stand-alone auto-notch unit. Datong filters frequently allow continued copy when otherwise a QSO would have to be abandoned.

Prices: FL2 £89.70, FL3 £129.37, FL2/A £39.67



ACTIVE RECEIVING ANTENNAS

Datong active antennas are ideal for modern broadband communications receiver — especially where space is limited.

- highly sensitive (comparable to full-size dipoles)
- Broadband coverage (below 200 kHz to over 30 MHz).
- needs no tuning, matching or other adjustments
- two versions AD270 for indoor mounting or AD370 (illustrated) for outdoor use
- very compact, only 3 metres overall length
- professional performance standards.

Prices: Model AD270 (indoor use only) £51.75 Both prices include mains power unit.
Model AD370 (for outdoor use) £69.00



MORSE TUTOR

The uniquely effective method of improving and maintaining Morse Code proficiency. Effectiveness proven by thousands of users world-wide.

- Practise anywhere, anytime at your convenience.
- Generates a random stream of perfect Morse in five character groups.
- D70's unique "DELAY" control allows you to learn each character with its correct high speed sound. Start with a long delay between each character and as you improve reduce the delay. The speed within each character always remains as set on the independent "SPEED" control
- Features: long life battery operation, compact size, built-in loudspeaker plus personal earpiece.

Price: £56.35



Our full catalogue plus further details of any product are available free on request. All prices include VAT and postage and packing. Goods normally despatched within 3 days subject to availability.

DATONG ELECTRONICS LIMITED

write to dept. P.W.
Spence Mills, Mill Lane
Bramley, Leeds LS13 3HE
England
Tel (0532) 552461

VALVES

Prices are as at going to press but may fluctuate. Please phone for firm quotation

ECC83	0.75	EY51	0.95	QV03 12	5.75	5R4GY	1.80	6F8G	0.85	12AU7	0.60
ECC84	0.60	EY81	0.65	SP61	1.80	5U4G	0.75	6F12	1.50	12AV6	0.95
ECC85	0.60	EY86/87	0.60	TT21	32.20	5V4G	0.75	6F14	1.15	12AX7	0.75
ECC88	0.80	EY88	0.65	TT22	29.50	5Y3GT	0.95	6F15	1.30	12BA6	0.90
ECC189	0.95	EZ80	0.70	UABCB0	0.75	5Z3	1.50	6F17	3.20	12BE6	1.25
ECC804	0.90	EZ81	0.70	UAF42	1.40	5Z4G	1.45	6F23	0.75	12BH7	3.00
ECF80	0.85	GM4	5.90	UBF80	0.70	5Z4GT	1.45	6F24	1.75	12E1	18.95
ECF82	0.65	GY501	1.30	UBF89	0.70	6/30L2	0.90	6F33	10.50	12J5GT	0.55
ECF801	1.05	GZ32	1.05	UCC84	0.85	6AB7	0.70	6FH8	12.50	12K7GT	0.70
ECH34	2.25	GZ33	4.20	UCC85	0.70	6AC7	1.15	6GA8	1.95	12K8GT	0.80
ECH42	1.20	GZ34	2.75	UCF80	1.30	6AG5	0.60	6GH8A	1.95	12Q7GT	0.60
ECH81	0.70	GZ37	3.95	UCH42	1.65	6AH6	1.15	6H6	1.60	12SC7	0.65
ECH84	0.80	KT66	15.50	UCH81	0.75	6AK5	0.65	6J06	5.85	12SH7	0.65
ECL80	0.70	KT88	18.40	UCL82	0.95	6AK8	0.60	6J4	1.35	12SJ7	0.70
ECL82	0.75	ML4	2.80	UF41	1.35	6AL5	0.60	6J4W4	2.00	12SQ7	1.45
ECL85	0.80	ML6	2.80	UF80	0.95	6AL5W	0.85	6J5	2.30	12S07GT	0.85
ECL86	0.90	N78	9.90	UF85	0.95	6AM5	4.20	6J5GT	0.90	12Y4	0.70
EF37A	2.15	OA2	0.70	UL84	0.95	6AM6	1.50	6J6	0.65	13D3	2.80
EF39	1.50	OB2	0.80	UM180	0.90	6AN8A	2.50	6J6W	0.90	13D5	0.90
EF80	0.65	PCL82	0.95	UM84	0.70	6AQ4	3.40	6FH8	17.80	19AQ5	0.85
EF83	1.75	PCL84	0.90	UY82	0.70	6AQ5	1.30	6K7	1.45	18G3	11.50
EF85	0.60	PCL86	0.75	UY85	0.85	6AQ5W	2.20	6JEC	5.90	19G6	10.50
EF86	1.25	PCL85/85	0.95	VR105/30	1.25	6AS6	1.15	6JEC	5.90	19H5	39.55
EF89	1.60	PD500/510	6.90	VR150/30	1.35	6AT6	0.90	6K06	5.50	20D1	0.80
EF91	1.60	PFL200	1.10	X66	0.95	6AU6	0.60	6L6M	4.60	20E1	1.30
EF92	1.50		2.80*	X61M	1.70	6AV6	1.25	6L6GC	3.70	20P1	0.65
EF95	0.65	PL36	1.10	Z759	19.00	6AX4GT	1.30	6L6GT	1.95	25L6GT	0.95
EF96	0.60	PL81	0.85	Z749	0.75	6AX5GT	1.30	6L18	0.70	25Z4G	0.75
FF183	0.80	PL82	0.70	Z800U	3.45	6BA6	0.60	6D20	0.70	35W4	0.80
FF184	0.80	PL83	0.60	Z801U	3.75		0.70/1.20*	8Q7G	1.30	85A2	1.40
FF312	0.75	PL84	0.95	Z803U	16.00	6BE6	0.60/1.20*	6SA7	1.80		2.55*
EFL200	1.85	PL504	1.00	Z900T	2.45	6BG6G	1.60	6SG7	1.50	807	1.60/2.40*
EL32	1.10	PL508	2.40	IA3	1.40	6BJ6	1.30	6SJ7	1.50	813	19.32
EL34	1.80/3.50*	PL509	5.80	IL4	0.50	6BQ7A	0.85	6SK7	1.40		69.50*
EL37	5.20	PL519	5.80	IR5	0.60	6BR7	4.80	6SR7	4.60	8298	24.00
EL82	0.70	PL802(SE)	2.95	IS4	0.80	6BW6	6.20	6SL7GT	0.85	832A	8.90
EL84	0.80	PY80	0.70	IS5	0.65	6B7W	1.80	6SN7GT	0.80	866A	3.80
EL86	0.95	PY81/800	0.85	IT4	0.65	6C4	0.50	6S07	0.95	86SE	6.25
EL90	1.00	PY82	0.65	IT4	0.80	6C6	0.55	6V6G	1.50	931A	19.80
EL91	6.50	PY88	0.60	IX28	1.40	6CH6	8.20	6V6GT	0.95	954	1.20
EL95	0.80	PY500A	2.10	IX2A	2.50	6CL6	2.75	6X4	0.95	955	1.20
EL504	1.70	QV03/10	5.95	3A4	0.70	6CW4	8.65	6X5GT	0.65	956	1.20
EL509	5.85		10.10*	3AT2	2.40	6CX8	4.60	6Y6G	0.90	5763	4.80
EL519	6.90	QV03 20A	38.28	3B28	12.00	6CY5	1.15	6Z4	0.70	6060	1.95
EL821	8.20		27.50		19.50*	6D6	1.50	9D6	2.90	6080	5.30
EL822	9.95	QV03-25A	3D6	0.60	6F6	1.60	11E2	19.50	6146	6.80	
EL80(SE)	4.50		36.50	3E29	19.00	6F67	1.10	12A6	1.00	6146B	6.80
EM80	0.85	QV06/40A	3S4	0.60	6F7	2.80	12AT6	0.70	6360	2.85	
EM87	2.50	28.50/49.50*	4B32	18.25	6FH8	17.80	12AT7	0.85	6550	8.05	

VALVES AND TRANSISTORS Telephone enquiries for valves, transistors, etc. Retail 7493934, trade and export 743 0899. POSTAGE: £1-£3 50p; £3-£5 60p; £5-£10 80p; £10-£15 £1.00; £15-£20 £1.50; over £20 £2.00. Same day despatch. VAT included. Minimum order £1.00.

COLOMOR (ELECTRONICS LTD.) 170 Goldhawk Rd, London W12
Tel: 01-743 0899 or 01-743 3934. Open Monday to Friday 9 a.m.-5.30 p.m.

PW

The W-Q MW Loop

In this article G. S. Maynard focuses on a medium wave DXing antenna developed during five years of spare time activity. He outlines the design and construction of an efficient 635mm octagonal loop, which features dial-drive tuning, switch-selectable bandwidth and an integral, variable output amplifier.

Design Pointers

Two important advantages of high Q loop windings are narrowed bandwidth reception and reduced winding noise. Where DXing passbands less than 6kHz are acceptable, an increase in Q allows slightly smaller wound area without degradation of signal to noise ratio. The "W" form described here was developed as a method of decreasing losses by allowing more, closely coupled, paralleled turns to form a low capacitance, low resistance winding—20pF, 0.4 Ω and 1.9MHz series resonant frequency.

Loop construction was determined by a listed set of requirements. These were that:

- it should be no larger than is necessary for DX-bandwidth reception of distant background noise,
- it must be free to rotate about both horizontal and vertical axes for nulling either ground or skywave signals.
- with a sturdy insulating frame it should approximate to a circular shape to reduce peripheral losses and create an even flux distribution,

- it must possess a high inductance to capacitance ratio for maximum Q performance,
- if wound with Litz wire or many paralleled strands of enamelled copper wire then the effective resistance should be reduced,
- to minimise dielectric losses it should be tuned with an air-spaced variable capacitor keeping connections short and physically isolated,
- by avoiding asymmetrical (spiral) construction and side-by-side (solenoid) windings a more uniform energy coupling between all turns should be achieved,
- grounding the loop winding via a centre tap reduces electrostatic pick-up and generates a differential output,
- to ensure balanced tuning use a dual-gang variable capacitor with the fixed vanes connected one set to each winding end, and the moving vanes to the ground; this obviates hand capacity problems,
- to avoid introducing unnecessary losses by using a receiver coupling winding, a very high impedance

Material: 3mm Perspex 60x60 7off + 1off with 4 extra holes marked a to d.

Start half winding at a to b then c to d repeat 24 times

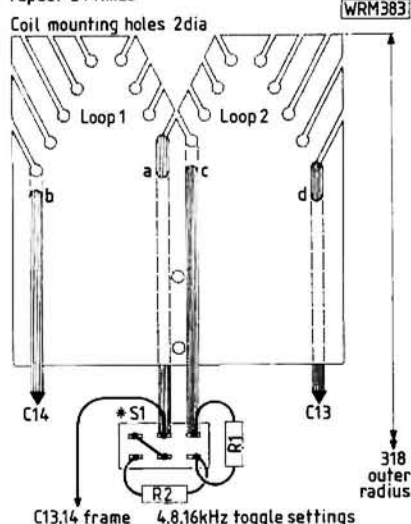


Fig. 1: Details of the Perspex formers on which the two halves of the loop are wound. Note that the unusual switch S1 is mounted as close as possible to the loop

Practical Wireless, November 1985

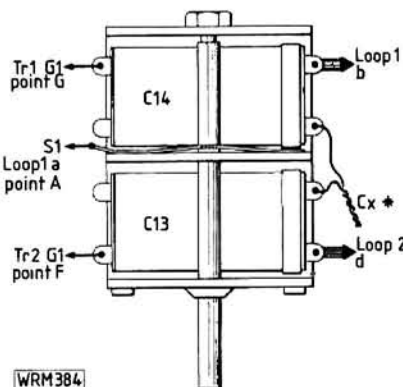



Fig. 2: Connections to the two-gang tuning capacitor C13,14. Cx is a "fiddle" capacitor made by twisting together two lengths of insulated flex



loop matching amplifier with short, fine interconnecting wires should be used

- for local reception series resistance should be added at the winding centre to broaden bandwidth and reduce gain; switch wiring here does not upset the high Q response.

The Loop

This comprises two halves each of 9 turns, wound over eight "W" shaped Perspex supports (cut and drilled as shown in Fig. 1) and mounted on wooden limbs at 318mm outer radius. Twenty five separate overwinds of 32 s.w.g. enamelled copper wire (455g) are alternately wound on from central anchor points to simultaneously build up each half of the winding. Loose wire ends are taped to the central hub until they fill anchor holes and become firmly held. The bandwidth switch is mounted close to the anchoring support (Fig. 1), with resistors R1, R2 and mid-winding ends soldered directly to it.


The outer winding ends are swept down to the tuning capacitor, C13,14, in their multi-strand form without running close to supports or any other wires. They allow for vertical loop rotation with respect to tuning components, dial etc. and up to 45 degree tilting each way about a pivot 100mm below the loop centre. When used with its matching amplifier this loop tunes from 510 to 1630kHz, and offers choice of three bandwidth settings—approximately 4, 8 and 16kHz.

The input m.o.s.f.e.t.s operate in a common source current output mode, with gain-limiting source feedback voltage. Two advantages of this arrangement help maintain loop Q and satisfy requirement (1) above; these are (i) internal C_{D-G} m.o.s.f.e.t. capacitance does not introduce degenerative feedback, and (ii) being in phase with signal appearing on the m.o.s.f.e.t. gates, overall negative feedback at the sources tends towards positive feedback at the loop via C_{S-G} m.o.s.f.e.t. capacitance.

With the loop centre tap at ground potential, signal is fed to Tr1 and Tr2 gates using short lengths of 32 s.w.g. enamelled copper wire. Each m.o.s.f.e.t. has individual self-bias pre-set resistors R9,10, and is directly coupled to the output transistors Tr3,4. R9,10 must be set to mid position before assembly and carefully adjusted to bias Tr3,4 collectors at half supply potential before use. R5,6 and L1,2 define the gain characteristic outlined in (3) above, and introduce loop feedback via the m.o.s.f.e.t.s.

The toroidal output transformer is a home made, 8 turn, trifilar wound 1:1:1 component. Thread three 508mm lengths of 20 s.w.g. enamelled copper wire through the ferrite core and wind them side-by-side from the centre outwards. Winding ends should pass neatly through the printed circuit board as illustrated in Fig. 5. If they don't—rewind!

When turned OFF and at minimum resistance the output potentiometer R12 has no effect. When turned ON



Close-up details of the start and end of the two loops together with switch S1 and the tuning capacitors and p.c.b. fitted into the centre of the rotating system

and advanced, track resistance in series with an 82Ω resistor R13, introduces variable 6 to 42dB attenuation as shown in Table 2.

Amplifier construction should not present any problems using the illustrated p.c.b. If necessary 0.1in matrix board can be used by copying layout

OFF	-10dB	-20dB	-30dB	-40dB
0	90	160	220	280

Table 2. Output Calibration Attenuation v. Rotation

and using point to point wiring. For termination and output potentiometer connection solder lengths of wire and 75Ω coaxial cable to the Veropins.

Mount the finished assembly close to the tuning capacitor and check that both 32 s.w.g. gate wires are grounded via the loop before applying power. A 12V 85mA supply is satisfactory for reception at quiet locations, but 18V at 125mA will be necessary in areas that are permeated by high field strengths. Fig. 6 shows the simple, remote 18V d.c., mains powered supply used with prototypes.

The recommended dial drive and tuning variable are not normal "off the shelf" items. However the following companies will order them for you: Electrovalue, 28 St. Jukes Road, Englefield Green, Egham, Surrey, TW20 0HB; Bi-Pak Semiconductors, PO Box 6, 63a High Street, Ware, Herts.; Circuit, Park Lane, Broxbourne, Herts.; John Moxham, 22 Whiting Road, Windmill Hill, Glastonbury, Somerset. The unusual single pole three way toggle switch is available from Electrovalue.

By all means try the circuit using equivalent parts from the spares box, but use those listed for published performance.

Finish construction by making a rotatable winding support upon a tuner-amplifier housing. Photographs show my own "W-Q" loop in use with a 1953, type 1017, Marconi Mercury receiver, cassette recorder and phones. All antenna and receiver controls can be adjusted from the listening position.

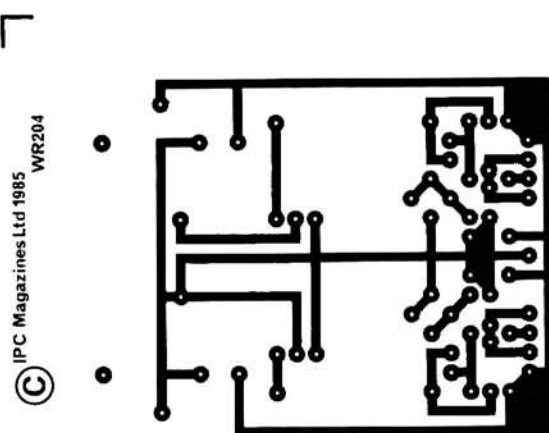
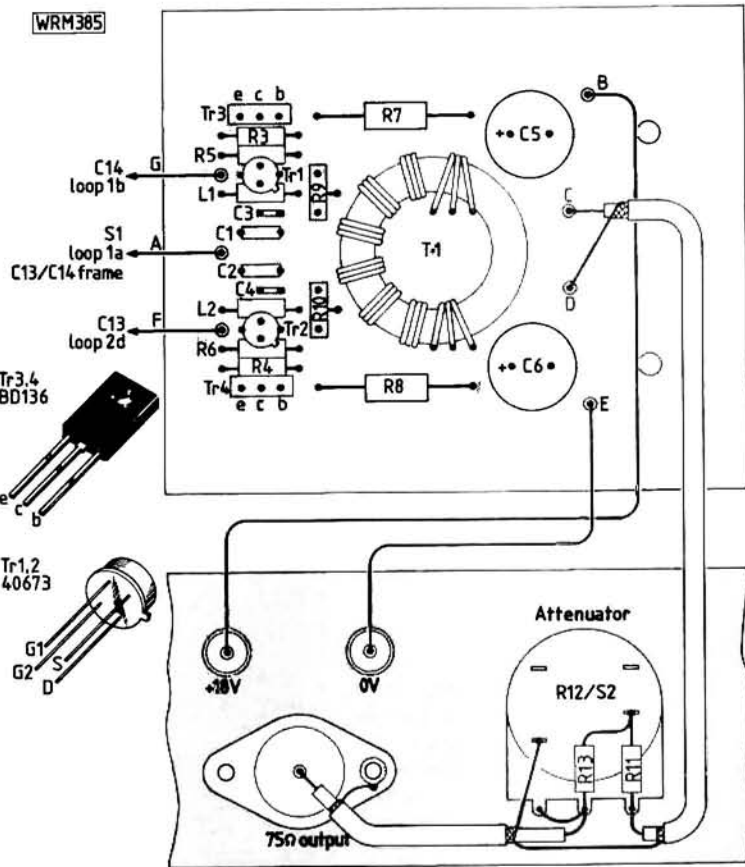
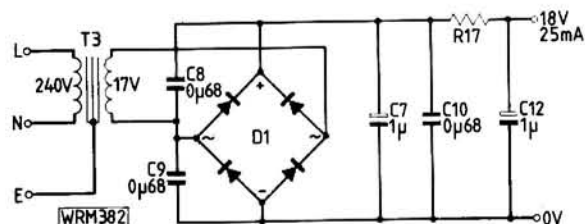


Fig. 5: Full size p.c.b. track pattern and component layout for the amplifier. Fig. 6: (Below) The circuit of a suitable power supply



Application

When the 635mm "W" loop and Q amplifier are used together, tuned Q rises and amplifier gain falls with increasing frequency to form a constant bandwidth, constant sensitivity medium wave antenna. The 4kHz setting is useful for weak or interchannel signals degraded by noise and sideband splatter, while 8 and 16kHz bandwidths allow broader response for speech and music listening. Balanced design ensures electrostatic interference rejection and an axial nulling capability that, by virtue of dual axis rotation, can be accurately aligned with any unwanted signal without recourse to zero cleaning methods. Note however, the total cancellation of an unwanted signal is not always possible because cyclically varying ionospheric reflection components can not be matched by stable receiving apparatus.

With the output attenuator switched OFF amplified signal may be fed to any receiver that has 75Ω input termination. If strong signals overload receiver circuitry the potentiometer may be turned ON and advanced for increasing attenuation. Sets that use internal ferrite rods; casseivers, radiograms etc., may be fed via 75Ω coaxial cable to a ten turn winding on the rod or to twenty turns of thick wire wound over the cabinet as if around the rod. The potentiometer should be rotated fully clockwise then turned back as little as necessary, loop adjustment being made to compensate for any direct pick up that results from incomplete rod screening. For valve sets, car radios and other receivers that have higher impedance inputs, the circuit of Fig. 4 may be used. Keep this toroidal transformer close to the receiver, feed via coaxial cable and adjust the potentiometer as necessary. Do not connect the low impedance output directly to a medium or high impedance input as front end blocking is likely to occur.

This "W-Q" loop tunes more sharply and produces higher output than other loop plus differential matching amplifier set ups, even though both types of amplifier have similar gain. For example here in Gland, using the narrow bandwidth setting and a 75Ω load resistor, RTL on 1440kHz has produced oscilloscope traces up to 1V r.m.s. Local stations produce greater outputs, hence the three position switch and output attenuator, and, with DX signals coming out about 100μV r.m.s. many insensitive receivers can give equitable performance.

Notes

The limiting factor for any good receiving system should be distant electromagnetic noise, and since this antenna is quiet down to rural levels then little improvement in useable sensitivity will result from larger wound area.

If the low-loss "W" loop is used with conventional matching amplifier circuits it will work less well than outlined above. Similarly the Q amplifier will perform little better than a d.m.a. when connected to square shaped or conventionally wound loops. Each design relies upon the efficiency of the other for good performance, and only then can improved capabilities be realised.

Without winding or amplifier changes 1.6 to 1.8MHz may be tuned using a metal 25 + 25pF dual-gang, or 1.8 to 1.9MHz with a 5pF ceramic trimmer. For 1.6 to 2.0MHz Top Band cover an 8 + 8 turn winding (as "W" loop but with both outer turns omitted) may be tuned using a 30 + 30pF ceramic dual-gang capacitor. Try changing the value of L1,2 from 33 to 47μH to increase loop feedback and give this 16 turn version a tuning characteristic commensurate with s.s.b. transmission. Both "W" loops have winding lengths of 0.2 times their natural resonant wavelength—unusually high for a compact design.

Although very satisfied with this antenna I am not about to hang up my soldering iron. Medium wave work continues with development of a phase

amplitude mixer (p.a.m.) which simplifies generation of the cardioid directional response and allows alternative use of null patterns by shifting them relative to loop position. This project is approaching completion and should be finished very soon—although my XYL says she'll put a &!* loop on my headstone when I pass on.

My thanks go to Brian Russel and Janis Ziedainis for information, suggestions and encouragement. The following list of reference publications should be of interest to other broadcast band DXers.

Further Reading

1. Interference Prevention, *Practical Wireless* March 1945
2. DXers MW Loop Aerial, S. A. Mooney G3FZX, *PW* April 1973
3. The Loop Aerial Revived, R. E. Schemel, *Wireless World* July 1979
4. MW/LW Loop Aerials, Charles Molloy G8BUS, *PW* November 1979
5. Q-Multiplier and Spiral Loop Antenna, G. S. Maynard, *PW* March 1981
6. MW Loop Differential Amplifier, S. Whitt, *PW* February 1983
7. *The ARRL Antenna Handbook*
8. *Dial Search*, G. Wilcox, 9 Thurrock Close, Eastbourne BN20 9NF

★COMPONENTS

Resistors

¼W 5% Carbon Film

1.2Ω	1	R1
4.7Ω	1	R2
10Ω	1	R17
82Ω	2	R11,13
150Ω	1	R14
330Ω	1	R16
1kΩ	4	R3,4,5,6
1.2kΩ	1	R15

1W 5% Carbon Film

150Ω	2	R7,8
------	---	------

Potentiometers

Min. Vertical Preset

220Ω	2	R9,10
------	---	-------

Carbon Track with Switch

5kΩ log	1	R12+S2
---------	---	--------

Capacitors

Ceramic disc

22nF	2	C3,4
0.1μF	2	C1,2

Polyester Layer

0.68μF	4	C8,9,10,11
--------	---	------------

Electrolytic p.c.b. type

100μF		
25V	2	C5,6

Electrolytic, Axial Leads

1μF 25V	2	C7,12
---------	---	-------

Airspeed Variable (Jackson 4507/H/2/518)

518 +		
518pF	1	C13,14

Semiconductors

Diodes

1A		
bridge	1	D1

Transistors

BD136	2	Tr3,4
40673	2	Tr1,2

Wound Components

Choke 250mW 10%

33μH		
0.92Ω	2	L1,2 (Siemens)

Ferrite Ring Core

N30		
25.3mm	2	T1,2 (Siemens KO618X830)

Mains Transformer

17V 1A	1	T3
--------	---	----

Miscellaneous

Enamelled copper wire 32 s.w.g. 455g; 20 s.w.g. 1.5m; Dial drive 36:6:1 Jackson 4103/A; Toggle switch 1p3w (Electrovalue S7211); Coaxial connectors; Printed circuit board; Perspex sheet 3mm thick; Timber, screws, etc.



Avon

South Bristol ARC: Len Baker G4RZY (Bristol 834282). Meets Wednesdays, 7.30pm at the Whitchurch Folkhouse, East Dundry Road, Whitchurch, Bristol. October 9 is High Speed Morse with G3XED & G4TXW, the 16th is computer night and the 30th is G8VPG of the Bristol RSGB Group. October 27 is the Radio Rummage at the Youth Centre, Hareclive Avenue, Hartcliffe, from 10am to 4pm. Talk-in on S22 & SU8 with trade stands and second hand gear, etc., Mike Ward G1LDJ (Bristol 667179) has details.

Bedfordshire

Dunstable Down RC: Phil Morris G6EES (Dunstable 607623). Meets Fridays, 8pm at Chews House, High Street South, Dunstable. October 11 is an open meeting with equipment demos, the 25th is G8VR on Improving 144MHz DX and November 8 is G3OSS on Receiver Design.

Leighton Linslade RC: Ian Jardine G1ACQ (Leighton Buzzard 376741). Meets 1st & 3rd Mondays, 7.30pm in Room A64, Vandyke Community College, Vandyke Road, Leighton Buzzard.

Shefford & District ARS: Alan Little G4PSO (Hitchin 57946). Meets Thursdays, 7.45pm at the Church Hall, Amphill Road, Shefford. October 10 is Interference Forum chaired by G3UFB (RSGB e.m.c. committee member), the 17th is a computer demo, the 24th is G8AFN on Satellites and the 31st is G8OFA on 10GHz Operation.

Berkshire

Reading & District ARC: Chris Young G4CCC, 18 Wincroft Road, Caversham, Reading. Meets alternate Tuesdays, 8pm at the White Horse, Peppard Road, Emmer Green, Reading. October 5 is a junk sale/bring-and-buy and the 29th is G3VZV on 1-3GHz TV Repeaters.

Buckinghamshire

Maidenhead & District RC: Bob Fowler G3IQF (Marlow 6421). Meets 1st Thursdays and 3rd Tuesdays, 7.30pm at the Red Cross Hall, The Crescent, Maidenhead.

Cambridgeshire

Greater Peterborough ARC: Frank Brisley G4NRJ (Peterborough 231848). Meets 4th Thursday, 7.30pm at the Southfield Junior School, Stanground, Peterborough (during term-time). October 24 is G4HPE on The Sharp End of Broadcasting.

Cheshire

South Cheshire ARS: Nick Gatten G6IGW (Crewe 60062). Meets 2nd and 4th Mondays, 8pm at the Victoria Club, Gatefield Street, Crewe. October 14 is the AGM.

Chester & District RS: Alan Warne G4EZ0 (Chester 40055). Meets 2nd, 3rd, 4th and 5th Tuesdays, 8pm at the Chester RUFC, Hare Lane, Vicars Cross, Chester. October 8 is a surplus gear sale, the 15th is Underground Communications, the 24th is G4JMF on The Marine Radio Licence and Marine Operating with the 29th a hot-pot supper. Code tuition is available before each meeting.

Clywd

Alyn & Deeside ARS: Tony Jones GW1CEV, 53 Central Drive, Shotton, Deeside. Meets alternate Mondays, 8pm at the Shotton Social Club, Shotton Lane, Shotton. October 14 is

Practical Wireless, November 1985



Compiled by Eric Dowdeswell G4AR

Reports to: Eric Dowdeswell,
57 The Kingsway, Ewell Village,
Epsom, Surrey KT17 1NA
PLEASE MARK "CLUB NEWS"

G8OJQ on the club project, a signal injector.

Rhyl & District ARC: Melfyn Allington GW1AKT (Nantglyn 469). Meets 1st and 3rd Mondays, 7.30pm in the Mona Hotel, Market Street, Rhyl. October 7 is a film show with a junk sale on the 21st.

Cornwall

Cornish RAC: N. Pascoe G4USB (Falmouth 40367). Meets 1st Thursday (and 2nd Monday for computer club) at the Church Hall, Treleigh. October 14 is the computer section with G4BHC on AMTOR and November 7 is the general club meeting.

Cumbria

Carlisle & District ARS: Tony Leach G4WQQ (Scotby 500). Meets Mondays, 7pm in the Scout Hut, Trinity School, Carlisle—except Bank Holidays when it's the Grosvenor Hotel.

Eden Valley RS: Alison Telford G4XPO, Ivy House, Culgaith, Penrith. Meets 3rd Thursday, 7.30pm in the Kings Arms, Temple Sowerby (on the A66). October 17 is a visit to Radio Carlisle.

Westmorland RS: Gordon Chapman G1HE, 61 Rusland Park, Kendal. Meets 2nd Tuesday, 8pm at the Strickland Arms,Sizergh, nr Kendal.

Derbyshire

Glossop & District AR Group: G. Sims G4GNQ, 85 Surrey Street, Glossop. Meets last Thursday, 8pm in the Nags Head, Charleston Road, Glossop.

Devon

Axe Vale ARC: Bob Newland G3VW (Lyme Regis 5282). Meets 1st Friday, 7.30pm in the Cavalier Inn, West Street, Axminster. October 4 is the AGM.

Exeter ARS: Roger Tipper G4KXR (Exeter 68065). Meets Mondays in the Exeter Community Centre, St. Davids Hill, Exeter. October 14 is the AGM.

Exmouth ARC: Des Thompson, Four Winds, 131 St. Johns Road, Exmouth. Meets alternate Wednesdays, 7.30pm at the Scouts Hut, Marpool Hill, Exmouth. October meetings are on the 9th and 23rd.

Tiverton (SW) RC: G.W. Draper G4ZNV (Copples-tone 235). Meets Tuesdays, 7.30pm in the Half Moon, Fore Street, Tiverton.

Dorset

Poole RAS: Phil Dykes G4YX, 68 Egmont Road, Poole. Meets last Wednesday at Poole College, North Road, Poole. October 30 is on 50MHz Operation and Techniques.

Dumfries & Galloway

Maxwelltown ARC: Trig Rodgers GM4NNC, 5 Elder Avenue, Lincluden, Dumfries. Meets 1st and 3rd Wednesdays, 8pm at the Tam O'Shanter Inn, Dumfries. October 16 is the AGM.

Essex

Braintree & District ARS: David Willicombe G6CJA (Braintree 45058). Meets 1st and 3rd Mondays, 7.30pm in the Braintree CC, Victoria Street, Braintree. October 7 is JOTA planning and the 21st a construction contest.

Havering & District RC: D. St. J. Gray G0BOI (Hornchurch 41532). Meets Wednesdays, 8pm at Fairkytes Arts Centre, Billet Lane, Hornchurch. October 16 is the constructors competition judging and the 30th is G3RWL on OSCAR Satellites.

Greater Manchester

Trafford ARC: Graham Oldfield (061-748 9804). Meets Thursdays, 7.30pm at the 9th Urmston Scout Group HQ, Bradfield Road, Urmston.

Gwent

Abergavenny & Nevill Hall ARC: J. B. Davies GW4XQH (Abergavenny 4655). Meets Thursdays, 7.30pm in Pen-y-Fal Hospital, above Male Ward 2.

Gwynedd

Merion ARS: Ken Judge GW4KEV, Tyddyn Mawr, Arthog. Meets 1st Thursday, 7.30pm in the Dolserau Hall Hotel, Dolgellau.

Hampshire

Amateur Radio & Computer Club: Trevor Tugwell (Locks Heath 81032). Meets 1st Friday, 8pm in the Crown, Bishop's Waltham. Next meetings are October 4 and November 1. Sunday net is on 144-550MHz at 8pm.

Basingstoke ARC: Dave Burleigh GWWIZ (Tadley 5185). Meets 1st Monday, 7.30pm at the Forest Rings CC, Sycamore Way, Winklebury, Basingstoke. October 7 is the AGM and November 4 is constructors competition judging.

Binstead ARS: A. F. Knight G4RTT (IoW 295951). Meets Wednesdays, 7.30pm at the 1st Ryde/Binstead Scout HQ, Binstead, IoW.

Fareham & District ARC: Brian Davey G4ITG (Fareham 234904). Meets Wednesdays, 7.30pm at the Porchester CC, Westlands Grove, Porchester. October 9 is Davtrend demonstrating their equipment and the 23rd is G3CCB on End-fed Antennas.

Farnborough & District RS: Peter Taylor (Farnborough 837581). Meets 2nd & 4th Wednes-

days, 7.30pm at the Railway Enthusiasts Club, Access Road, Farnborough. October 11 is a film show and the 23rd a surplus equipment sale.

Three Counties ARC: K. D. Tupman G6WWE (Petersfield 66489). Meets alternate Wednesdays in the Railway Hotel, Liphook. October 16 is G4JXO on Interference and the 30th is h.f. and v.h.f. stations on the air.

Hereford & Worcester

Droitwich ARC: Gordon Taylor G4HFP (Stourport-on-Severn 3818). Meets 2nd and 4th Mondays, 8pm in the Scout HQ, Union Lane, Droitwich.

Worcester & District ARC: D. W. Batchelor G4RBD (Worcester 641733). Meets 1st and 3rd Mondays, 8pm in the Oddfellows Hall, New Street, Worcester. Informal gatherings on Mondays. November 4 is G4BBR on AMSAT.

Hertfordshire

Cheshunt & District ARC: Roger Frisby G4OAA (Hoddesdon 464795). Meets Wednesdays, 8pm in the Church Room, Church Lane, Wormley.

Welwyn Hatfield ARC: Dave Fairbanks G0AII (Welwyn Garden City 26138). Meets 1st and 3rd Mondays, 8pm at the Knightsfield Scout HQ, Welwyn Garden City. Morse classes held Thursdays. October 7 is G0AII on Radio Controlled Aircraft and the 21st is an RSGB video.

Humberside

Grimsby ARC: George Smith (Grimsby 887720). Meets Thursdays, 7pm at the Cromwell Social Club, Cromwell Road, Grimsby. October 10 is a computer evening and the 17th a junk sale.

Hornsea ARC: N. A. Bedford G4NJP, 39 Hamilton Road, Bridlington. Meets Wednesdays, 8pm at the Mill, Atwick Road, Hornsea. October 20 is "Elhoex '85" (an exhibition) and the 25th is the AGM.

Kent

Biggin Hill ARC: Bob Senft G0AMP (Farnborough 57848). Meets 3rd Tuesday, 8.30pm at St. Marks Church Hall, Biggin Hill. October 15 is a rep from BT on Cellular Radio.

Dartford Heath DF Club: Peter Sharman G8DYF (Greenhithe 844467). Meets Tuesdays prior to the "hunt", 9pm at the Horse and Groom, Leyton Cross, nr Dartford Heath. October 12 and 26 are the next "hunts".

Hilderstone RS: Annette Penfold G0BEX (Canterbury 812723). Meets Fridays, 7.30pm at the Hilderstone AEC, St. Peters, Broadstairs.

West Kent ARC: Nigel Peacock G4KIU (Tunbridge Wells 33586). Meets Fridays, 8pm at the AEC Annex, Quarry Road, Tunbridge Wells. November 1 is a slide and video show of the club's expedition to the west coast of Eire.

Maidstone ARC: Graham Edy G4AXD (Maidstone 29462). Meets Fridays, 7.30pm at the YMCA Sportscentre, Melrose Close, Cripples Street, Maidstone. October 11 is G3REM on Vehicle Suppression and the 25th is G8UJF on the Microprocessor Control of Aircraft.

Lancashire

Bury RS: Brian Tyldsley G4TBT (Burnley 24254). Meets Tuesdays, 8pm at the Mosses CC, Cecil Street, Bury. October 8 is G3RJV to judge the construction contest and talk on QRP.

Fylde ARS: H. M. Fenton G8GG (Lytham St. Annes 725717). Meets 1st and 3rd Tuesdays, 7.30pm at the Kite Club, Blackpool Airport. October 15 is the RSGB video *Further Thoughts on Propagation by G3IOR*.

Oldham ARC: Fiona Butterworth G4SPX, 26 Torwood Road, Chadderton, Oldham. Meets Thursdays, 8.30pm at the Moorside Conservative Club, Ripponden Road, Moorside.

Preston ARS: George Earnshaw G3ZXC (Preston 718175). Meets 2nd and 4th Thursdays, 7.45pm at the Lonsdale Club, Fulwood. October 10 is G4PLB on the WAB Award and the 24th is the *Secret Listeners* video.

Rossendale Valley RC: Lee Standley G1EIU (Rossendale 214411). Meets Thursdays, 8pm in the Bishops Blaize Hotel, Rawtenstall, on the A56.

Thornton Cleveleys ARS: Mrs E. E. Milne G4WIC (Thornton Cleveleys 821827). Meets Mondays, 7.45pm at the 1st Norbreck Scout HQ, Carr Road, Bispham, Blackpool. October 7 is a guest speaker from NORWEB on Power You Can Rely On, the 21st is the AGM and the 28th is G3AQW on Antennas.

Lincolnshire

Stamford & District ARS: M. B. Rochester G6ZCY (Oakham 55334). Meets 2nd and 4th Wednesdays in the Anchor, Stamford.

London

Acton, Brentford & Chiswick ARC: W. G. Dyer G3GEH, 188 Gunnersbury Avenue, Acton, London W3 8LB. Meets 3rd Tuesdays, 7.30pm in the Chiswick Town Hall, High Road, Chiswick W4. October 15 is G3IGM on Impedance Matching.

Grafton RS: John Kaine G4RPK, 74 Camden Mews, London NW1. Meets 2nd and 4th Fridays, 8pm at the Five Bells, East End Road, East Finchley, London. RAE and code classes now being run.

Wimbledon & District ARS: George Cripps G3DWW (01-540 2180). Meets 2nd and last Fridays, 8pm at the St John Ambulance HQ, 124 Kingston Road, Wimbledon SW19. October 11 is the AGM and the 25th is G4FFU on Cellular Radio.

Merseyside

Wirral ARS: Cedric Cawthorne G4KPY (051-625 7311). Meets 1st and 3rd Wednesdays, 7.45pm at the Parish Hall, Heswell, Wirral. October 16 is the AGM.

Middlesex

Echford ARS: Peter Coleson G4VAZ (Sunbury 83823). Meets 2nd Monday and last Thursday, 7.30pm at the Hall, St Martins Court, Kingston Crescent, Ashford. October 14 is G3VPK lecturing.

Edgware & District RS: John Cobley (Hatfield 64342). Meets 2nd and 4th Thursday, 8pm at the Watling CC, 145 Orange Hill Road, Burnt Oak, Edgware. October 24 is a film show.

Radio Society of Harrow: Alison Wilson G6NDJ (Rickmansworth 53642). Meets Fridays, 8pm at the Harrow Arts Centre, High Road, Harrow Weald (talk-in on RB14). October 11 is 3.5MHz activity night, the 18th is a CEBG rep on Making Electricity, the 25th is a 14MHz activity night and November 1 is G4ZES on Astronomy for Amateurs.

Nottinghamshire

Mansfield ARS: Angela Fisher G1DZH (Mansfield 652812). Meets 1st Friday and 3rd Tuesday at the Victoria Social Club, Mansfield. Oc-

tober 4 is G3AMY on antennas in confined spaces, the 15th is the club constructional project for judging next April.

Workshop ARS: Carole Gee G4ZUN (Workshop 486614). Meets Tuesdays, 7.30pm at the Sub Aqua Club, The Maltins, Gateford Road, Workshop. October 18 is a club visit to the Maltby Club for a quiz and the 29th is the return match.

Shropshire

Salop ARS: John Orrells G6DQY (Shrewsbury 260668). Meets Thursdays, 8pm at the Olde Bucks Head, Frankwell. October 10 is the AGM.

Telford & District ARS: Tom Crosbie G6PZZ (Telford 597506). Meets Wednesdays, 8pm at the Dawley Bank CC, Bank Road, Dawley. October 9 is a VHF NFD video by G8YLQ, the 16th is G4AZV on Generating s.s.b. and the 23rd is the club station on the air.

Somerset

Street & District ARS: Colin Webber G4SCD (Street 45145). Meets 1st Tuesday, 7pm at Strode College, Street. November 5 is a talk on Computing in Amateur Radio.

Yeovil ARC: Eric Godfrey G3GC (Yeovil 75533). Meets Thursdays, 7.30pm at the Recreation Centre, Chilton Grove, Yeovil. October 10 is the QRP Convention, the 17th is G3MYM on Profile of the Ionosphere, the 24th is Capacitance and November 7 is the Inverse Square Law of Radio Wave Propagation.

Staffordshire

Stafford & District ARS: A. C. Bairstow G4RSW (Stafford 46306). Meets Tuesdays, 8pm at the Coach and Horses, Mold, Weston (on the A51).

Suffolk

Ipswich RC: Jack Toothill G4IFF (Ipswich 44047). Meets 2nd and last Wednesday, 8pm at the Rose and Crown, 77 Norwich Road, Ipswich. October 9 is a special Morse session, the 19/20th is Jamboree-on-the-air and the 30th a bring and buy sale.

Surrey

Sutton & Cheam RS: Alan Keech G4BOX, 26 St Albans Road, Cheam. Meets 3rd Friday, 7.30pm at the Downs LT Club, Holland Avenue, Cheam. October 18 is Charles Newton G2FKZ on Propagation Matters.

Thames Valley ARTS: P. F. Scott Dickinson G6VFP, Minicru, 18 Pennington Drive, Weybridge. Meets 1st Tuesday, 8pm at the Thames Ditton Library, Watts Road, Giggs Hill, Thames Ditton.

Sussex

Chichester & District ARC: C. Bryan G4EHG (Chichester 789587). Meets 1st Tuesday and 3rd Thursday, 7.30pm at the Fernleigh Centre, 40 North Street, Chichester. October 17 is a junk sale with the JOTA station being on air on the 19/20th from the 12th Chichester Scout HQ, Sherbourne Road.

Southdown ARS: R. Wilson G1BAB (Eastbourne 890234). Meets 1st Monday, 7.30pm at the Chaseley Home, Southcliffe, Eastbourne, and Tuesdays and Fridays, 7.30pm at the Wealdon DC Offices, Vicarage Fields, Hailsham. October 7 is a surplus equipment sale and November 4 is G8FCD on Weather Satellites.

Practical Wireless, November 1985

Worthing & District ARC: Roy Jones G4SWH, WADARC, POB 599, Worthing. Meets Wednesdays, 7.30pm at the Lancing Parish Hall, South Street, Lancing. October 9 is a discussion of club affairs and the 16th is Cmdr Hatfield on Spectroheliography.

Warwickshire

Stratford upon Avon & District ARC: David Boocock G80VC (S.u.A 750584). Meets 2nd and 4th Mondays, 7.30pm at the Baptist Church, Payton Street, S.u.A. October 14 is GOAJB on The History of Computers and the 28th is a test equipment night.

West Midlands

South Birmingham RS: Tim Scrimshaw G8RGQ (021-459 8312). Meets at 7.45pm in the West Heath CC, Hamstead House, Fairfax Road, West Heath. November 6 is the AGM.

Coventry ARS: Robin Tew G4JDO (Coventry 73999). Meets Fridays, 8pm at the Baden Powell House, 121 St Nicholas Street, Radford, Coventry. October 4 is the AGM, the 11th and 25th are nights on the air, the 18th is a quiz session and November 1 is a film show.

West Bromwich Central RC: John Bates G6ZLW (021-553 0531). Meets Sundays, 8pm at the Hop and Barleycorn, Dartmouth Street, West Bromwich.

Willenhall and District ARS: John Phillips G4UPF (Wolverhampton 782076). Meets Wednesdays, 8pm at the Saracens Head, Bloxwich Road South, Willenhall, in the external amenities room.

Wolverhampton ARS: Keith Jenkinson G10IA (Wolverhampton 24870). Meets Tuesdays, 7.30pm at the Wolverhampton Electricity S & SC, St Marks Road, Chapel Ash, Wolverhampton. First 30 minutes are for code practice. October 8 is a discussion night, the 15th is Tom Douglas G3BA on Clandestine Radio as a PoW, the 22nd is a film show and the 27th is a d.f. hunt on 144MHz—11am at Tettenhall Rock.

Wigtownshire

Wigtownshire ARC: Gerry Maxwell GM4BAE (Stranraer 2876). Meets Thursdays, 7.30pm at the Stranraer CC, Lewis Street, Stranraer.

Wiltshire

Blackmore Vale ARS: M. R. Bailey, 11 Brines Orchard, Templecombe, Somerset. Meets 2nd and 4th Tuesday at the Bell and Crown, Zeals. October 8 is G3WRV on How to Make Cheap Crystal Filters.

Devizes & District ARC: Peter Greed G3MQD, 18 Nursted Park, Devizes. Meets Fridays, 8pm at the Devizes FC Social Club, Devizes.

Trowbridge & District ARC: Gerry Callaghan G4SPE

(Westbury 4532). Meets 4th Tuesday, 8pm at the Southwick Village Hall, nr Trowbridge.

Yorkshire

Pontefract & District ARS: Colin Mills G0AAO (Pontefract 43101). Meets Thursdays, 8pm at the Carleton CC, Pontefract. Informal meetings on Mondays with code classes. October 19/20 is the GB2AS JOTA station on the air and the 24th is G3SVW with a talk and slide show.

Todmorden & District ARS: J. Gamble G6MDB (Todmorden 2494). Meets 1st and 3rd Mondays, 8pm in the Queens Hotel, Todmorden. October 7 is a talk on Constructional Matters (the start of the annual constructors contest) and the 21st is a junk sale.

Wakefield & District RS: Walter Parkin G8PBE (Wakefield 378727). Meets alternate Tuesdays, 8pm at the Ossett CC, Prospect Road, Ossett. October 15 is the Aerial Circus video and the 29th is a pie and pea supper at the Rose and Crown, Methley.


Cover Date	Deadline	For events from early
January '86	Oct 15	December
February '86	Nov 15	January '86
March '86	Dec 15	February '86

30 ►

very complimentary comments on signal quality, and the c.w. full break-in facility was effectively proved. The p.a. cooling fan is quiet, yet according to the handbook it is powerful enough to permit full-power continuous transmission on f.s.k. for up to one hour!

All controls operate smoothly and effectively with only a couple of nasties. The first is something you'd no doubt get used to in time—the keypad for direct frequency entry doubles up as the amateur band selector pad. Every time I wanted to enter a frequency including the digit "7" I found myself punching the "7MHz" button, which is the digit "3". Silly, I know, but there it is!

Less-frequently used controls are hidden under a door in the transceiver top cover



The second criticism is more serious, and is something which apparently does not lend itself to a simple solution. The normal tuning rate of the main tuning control knob is 10kHz per revolution, but this rate increases progressively if the knob is turned faster, a very nice feature. What is not so nice is that when you select a.m. the tuning rate is increased automatically by a factor of 10. This makes tuning on the shortwave broadcast bands quite touchy, more like a down-market broadcast receiver than an up-market communications receiver. Please Mr. Trio-Kenwood, find some way of getting round this.

The Trio TS-940S in its basic form is priced at around £1695. Our thanks go to Lowe Electronics Ltd, Chesterfield Road, Matlock, Derbyshire DE4 5LE. Telephone 0629 2430, for making the review samples available. **PW**

EAVESDROPPINGS

"You're 5 and 9 but I'm sorry I can't copy you . . ."
... heard on 3.5MHz by M. Probert

... "thanks for the QSO old man, as the Dutch Elm beetle said—see you further down the log!"

... heard by G3TZG on 144MHz

G1...—"My wife does not like me playing radio, so I've had to set up my shack in the greenhouse!"

G4...—"Never mind, at least the greenhouse is good for propagation."

... heard by G4WFS

F1...—"Your QTH locator is Boston Kilo 14 Charlie QSL?"

F6...—"Negative, negative, Bravo Kilo, Bravo Kilo."

... heard on VHF, NFD by G3JMA

... "thanks for the fb 579 report om. Would you please repeat my report?"

... heard by 9J2BO

Practical Wireless, November 1985

ERRORS & UPDATES

PW Meon, October 1985

The winding details of inductor L3 are the same as L10 shown in Fig. 3. The formula for output impedance should read:

$RL = (V_{cc} - V_{ce})^2 / 2PO$ producing a result of approximately 140 ohms for the 2N3866

Computing in Radio, Spring 1985

It has been brought to our notice that the article entitled *FORTH for the Radio Amateur*, which appeared in our May 1985 issue, was originally written by Robert L. Kurtz W6PRO and published in *Kilobaud* magazine in November 1978. We apologise to Robert L. Kurtz and to the publishers of *Kilobaud* for this infringement of their copyright.

ON THE AIR

AMATEUR BANDS

Reports to: Eric Dowdeswell G4AR, 57 The Kingsway, Ewell Village, Epsom, Surrey KT17 1NA.
Logs by bands in alphabetical order.

In the August/September issue of the Wirral ARS newsletter G2HOF discusses the question of noise in making a DX contact on the h.f. bands. As he says this subject is seldom mentioned in amateur literature. Apart from the well-known interference from domestic and industrial electrical equipment the main source of QRN is from lightning strikes. In the UK we have relatively few thunderstorms compared with the tropical regions of the world where lightning strikes are a virtually continuous phenomenon.

These strikes produce QRN that is propagated, says G2HOF, over long distances by the ionosphere in one or more hops just like a radio signal. The months of June, July and August are the worst months for us for static when the storms are following the sun which is then in the northern hemisphere. The worst storm areas are around Malaya, East Africa and southern Mexico, the main thunderstorm belt lying from the equator to 30 degrees north and occurring mostly in the late afternoon and evening.

G2HOF says that the noise level in these areas is around 6dB or more higher than that which we will experience in the UK so that although we may be getting a DX station 5 and 9 it may well be impossible for the DX station to copy us because of the high noise level. G2HOF gives the field strengths required in the UK for good reception of s.s.b. signals at noon and midnight on the h.f. bands, in microvolts/metre ($\mu\text{V/m}$).

Band (MHz)	Noon ($\mu\text{V/m}$)	Midnight ($\mu\text{V/m}$)
1-8	0-07	40
3-8	0-15	15
7	0-90	10
14	3-00	5
21	1-00	0-1
28	0-60	0-6

It is worth mentioning that at around 25MHz the noise penetrates the layers of the ionosphere so that it is not reflected or heard in the UK. The noise heard on the 28MHz band is extra-terrestrial and is constant at about 0.5 $\mu\text{V/m}$.



Regular contributor Andy Durrant of Aldershot, Hants, looks with pride on his new FRG-8800 receiver and FRT-7700 a.t.u.

The formula given by G2HOF to decide whether our distant friend can hear our signals, using a beam antenna, is:

$$E(\text{max}) = \frac{138}{d} \times \sqrt{WG} \mu\text{V/m}$$

with the power "W" in kilowatts and "G" the numerical gain of the beam, and "d" in miles.

The field strengths given in the table are good for the north temperate zone but for tropical area reception they need to be increased by at least 6dB in order to ensure a proper QSO.

DX Bands

An interesting letter this month from John Kojan, ex-W8NHZ, now retired to St Cyprien in France, who I hope will contribute to this column in the future. John runs an FRG-7700 and a.t.u. plus end-fed wire 15m long in the loft. He's managed to log 141 countries so far but blames the present low in the sunspot cycle for not doing better.

D.R. Degg of Stoke-on-Trent has a Realistic DX-300 and inverted-V to an a.t.u. and sends his first log after an absence of a couple of years. Sticking to the 14MHz band he caught DW0JBW, YS6VM, 4N5SF, A6UBL, C30BB, HW4PY (special event station), 3X0HAB (QSL DL8CM).

A welcome to the column for Graham Powell (Pontypridd, Mid-Glam) who runs a Trio R2000, KX3 a.t.u. and 20m-long wire, and who has now deserted the BC bands. Only catch of note on 7MHz was LA1EKO on the Ekofisk oil field. On 14MHz A71AD, SV0DH/5, Y11BGD, 5H3BH, 9U5JB and VE3KFE/4U on the Golan Heights. Up to 21MHz and just 5Z4DU and CE5CQD.

From the *RSGB News Bulletin* I learn that a group of young licensed RSGB members will form a DXpedition to Guernsey during the half-term hols October 19 to 27 which will include operation in the CQ WW DX 'phone contest. More on this from GU4WTN, aged 17, on 0481 65633.

From Weymouth in Dorset Mike Willgoss G4XRR reports on his 28MHz activities using a Yaesu FT-902 transceiver running a 100W plus, sometimes, an FL-2100 400W linear, plus two-element Avanti quad antenna. He, too, finds the band becoming more and more deserted. He did manage QSOs with PY5EG, CT1KN, PY2ZJ, CX4HS, C53BI, LU7HJM and NP4NU/DL. Gotaways included A71AD, ZP5RH and IS0XRI.

Another newcomer to s.w.l.ing is Tom Street of London N4 who realises he will need something better than a Vega 206 receiver fed from a wire connected to a metal roller shutter if he is going to copy any decent DX! He fitted a home-brew

b.f.o. and managed to copy plenty of Europeans. He expects to have an R-2000 ere long.

More from Dick Stanbridge BRS31879 of Leiston, Suffolk, who has an R-2000, AT1000 a.t.u. and half-size G5RV plus an active antenna from Datong. CW on Top Band brought UQ2GMB, UB4WEU, UA2FF, UA1WDR and UR1RWX. A good catch on 7MHz was ZL4IG plus HK1JPE and LU9VAJ all on s.s.b., with ZS6QU on c.w. On the 10MHz band, on c.w. were VK2BKH, J28EI, ZS6CEV and FG5XC. Only stations worthy of note on 14MHz were AL7FG and KH6IJ on s.s.b.

Andy Durrant has now moved to Aldershot and is only three minutes walking distance from his job! His AR88 has been retired and he now has an FRG-8800 and FRT-7700 a.t.u. with an inverted-V antenna. Just off the top edge of 3-8MHz he logged N2RM and VE2EQ. Between about 7-05 and 7-1MHz he came up with IV3FIY/5N4, J5WAD in Guinea Bissau, TZ6FW (QSL DL4BC), YB4FW (QSL POB 50, Banka) and HK3HMA. The 14MHz seemed to do best for Andy with T77F, TR8AH, TU2CJ, TZ6FE, V3CRQ, Y11BGD (QSL POB 5864 Baghdad), 5B4MF, 5Z4MR, 7X2LS, 9H3EC on Comino Island, between Malta and Gozo, QSL HB9CQK, 9U5CK, AJ6NQ, KL7NT, KV4AM, N5CJB/5N1 with cards to K4ZKG, SV0DH/5 on Rhodes, and SW2QM/P. Up to 21MHz and CE4EBL, C53FX, LU1HE and PP2ZDD.

From Grimsby Melvyn Dunn BRS86500 reports, on 14MHz, Y11BGD, AP2SQ, 5Z4DJ, PJ2HB (QSL POB 3052 Curacao), H18HMS. A good one on 7MHz was TA1E, plus YV5DPO and HK6IDN and sole catch on 3-5MHz was CR9SI for a really rare one. Melvyn has an FRG-7700 and 40m-long wire antenna. Cards of note received recently include HK4IZ, OD5AS, A71KB, FP4CJ and K7AA.

Michael Sergeant of Bolton is another new contributor and he has a DR49 receiver and 20m-long antenna. His log shows such as CX8DM, EL2BA, FM4DN, JJ2BBZ, TZ6FE, VP2EX, Y11BGD and ZS1UX, all on 14MHz s.s.b.

A good bag was OHOMA on Top Band for Robert Parsey BRS85875 of New Malden, Surrey. This is Market Reef and a separate country from OH-land. Down to 3-5MHz or thereabouts and CR9SI, OHOMA again, YB0JH, ZL1BMU at around 0500Z, ZS3GB (QSL POB 1165, Tsumeb 9000). The 7MHz band was pretty flat with just C30CAK (QSL F6BOC) and FM5WD (QSL W3HNK) and sole entry on 21MHz was ZD8KM with cards to G3IFB.

Phil Dykes G4XYX of Poole, Dorset continues to find stuff on 28MHz with his QRP modified CB rig running around 10W p.e.p. and a dipole, like CE3HF1, LU1BSN, LZ2SC, OH1QZ and WB2MAN, all between lunch time and 2300Z. On 7MHz with between 1 and 3W of c.w. to a dipole "bent around the garden" Phil worked plenty of Europeans including EA3LL, EI3FP, HB9AFZ, LA4CAA, SM5OMP, SP4JAE and UQ2GMI.

Some more QSL info picked up from here and there includes T30AT on Kiribati (QSL G4GED), FO0ASJ (QSL N5DD), FO0FB

Practical Wireless, November 1985

(QSL WB6GFJ), ZK1CY (QSL W6KNH).

From Tonyrefail, Mid Glam, **Tom Blamey BRS87461** sends a mainly 14MHz log using an Icom IC-720A, Amtech 200 a.t.u. and 22m-long antenna. His catches include CE3CH, CX4AB, C53EK, DF1NH/OHO, EL2FM, FM5WD, HK7HFY, JW6WDA (QSL LA5NM), KL7LF, KP2AH, TU4BI, VP8LP, Y11BGD, ZD8KM (QSL G3IFB) and 8R1RPN. On 21MHz Tom logged just VP8QP and TZ6FS with cards to DL4BC. Sole station of note in the QRM of the 7MHz band was YBC. VR

Keep on sending in your logs remembering the monthly deadline for copy is the 15th of every month, for stuff heard or worked in the preceding month. When you've got your camera out don't forget a shot of the shack or rig will be very welcome.

VHF Forum

There is a rapidly increasing interest by amateurs in communication via meteor scatter propagation although this mode has been used by commercial interests and the military for many years. As is fairly well known the earth travels through a lot of debris in space together with periodical meteor showers of varying density.

A radio signal sent into space will be

reflected back to earth albeit in a very haphazard and unpredictable manner. The strength of these returns is very low so the prime requirements are relatively high power, efficient high-gain antennas and low noise receiving equipment. A simple example of reflection from "up there" is that often experienced, especially by amateurs who live near an airport, of a rapid flutter from signal received directly and from the reflection from a plane as the signals go in and out of phase.

Obviously m.s. signals are likely to be of very short duration and so the amateur has devised a special procedure for exchanging basic information such as signal strength and location. This is well described in the RSGB's book *Amateur Radio Operators Manual*. The m.s. effect is variable depending upon the frequency in use but 144MHz is probably the most popular band at the moment. The 432MHz is becoming more used as suitable equipment comes on to the market, and the new 50MHz allocation will also be good for m.s. operation.

The various meteor showers represent peak periods of activity for m.s. enthusiasts. As the meteors pass into the earth's atmosphere they are burnt up producing small patches of ionisation which can reflect radio signals. The earth passes

through these meteor showers regularly every year as the earth orbits around the sun. But the intensity of the showers can vary considerably every year, being associated with well-known comets.

Some amateurs use very sophisticated equipment for m.s. work sometimes with antennas of 100 elements or more producing high gain figures. Mast-top pre-amplifiers are a necessity and sometimes the 144MHz signal is converted at the antenna to another lower frequency, such as 28MHz, so avoiding losses in the coaxial cable between the antenna and the receiver, or transceiver in the shack. The main frequencies in use on v.h.f. are 144-100MHz and 144-400MHz, for c.w. and s.s.b., known as the reference frequencies, which should be avoided by other band users.

There seems to have been little sporadic E or tropospheric activity in recent times on 144MHz. The only DX of note here in southern England was EA1CYE who peaked to 57 when a high pressure area from the s.w. extended into northern France.

Readers are invited to send in reports of their activity on the VHF/UHF bands remembering the deadlines for copy as shown in Club News.

RTTY

Reports: as for VHF Bands, but please keep separate.

"The British Amateur Radio Teleprinter Group has published the summer 1985 issue of its magazine *DATAKOM*. It is another large edition, with 120 pages of news, views and technical articles on all aspects of RTTY. AMTOR, Packet Radio and FAX," writes BARTG Publicity Manager, **Ian Wade G3NRW**, QTHR

This issue contains full technical and constructional details of the ST5C Terminal Unit which connects between a transceiver and a home computer and converts received RTTY or AMTOR tones to t.t.l. levels suitable for input to the computer. In the reverse direction, the ST5C provides a tone generator which accepts t.t.l. input levels from the computer and converts them to audio tone for input to the transmitter. "Many of these units are now in regular use and are particularly suited to handling weak, noisy signals under heavy interference. BARTG supplies p.c.b.s and kits for the ST5C, together with complete ready-to-go units which are fully built and aligned for immediate use," says Ian.

DATAKOM, published quarterly by BARTG, is supplied free of charge to members. All details available from Mrs Pat Beedie GW6MOJ, "Ffynnonlas", Salem, Llandeilo, Dyfed, Wales SA19 6EW.

"RTTY has been open to S. America on quite a few evenings around midnight," writes **Peter Lincoln**, Aldershot. Peter is an experienced RTTY listener on the h.f. bands and is delighted to have increased his list of confirmed countries by two when he received QSL cards, in reply to his RTTY reports, from BARTG member I4JXE and ISWL member KP4BJD. Useful tips on this important subject of QSLing are given in an article, RTTY and the s.w.l., written by **Ted Double G8CDW** in the summer issue of *DATAKOM*.

During the month prior to August 12, **Norman Jennings**, Rye, copied RTTY signals from forty countries on the 14MHz band, ranging from Greenland to S. America and Canada to S. Africa. Norman's pick,

of a very important bunch, was HL1EJ in Korea which he received at 2132 on August 6.

Among the interesting signals that I copied were OE3HGB/YK at Camp Fauar in the Golan Heights at 2014 on July 23; a CQ at 0016 on the 29th from IKOMIL, an Italian Army Signals Corps station; "GREETINGS FROM THE AZORES ISLANDS," typed CT2CQ at 0906 on August 7 and a couple of lines of print at 0201 on the 6th which, before I lost the signal, read "BRING A FRIEND AND INTRODUCE HIM TO THE WONDERFUL WORLD OF DXING."

"RTTY has shown better results this time," said **Len Fennel G4ODH**, Wisbech, whose computer-stored records, combined with the log of Norman Jennings and my own log were used to prepare our monthly signals-heard chart, Fig. 1. During this period, Len also received AMTOR signals from England, Germany, Guernsey and Wales on 3.5MHz, France, Germany, Holland, Italy and Switzerland on 7MHz and France, Germany, Italy, Oman, Sweden and Switzerland on 14MHz. Specials for Len this time were receiving signals from India and Oman on 14MHz RTTY and AMTOR respectively. It is interesting to see, that from a total of 933 replies to the BARTG survey question about RTTY speed used on the v.h.f. and u.h.f. bands, 543 (58 per cent) use 45 bauds and 390 (42 per cent) use 50 bauds. However, the concentration of the speeds varies throughout the UK and briefly, there are pockets of 50 baud activity in the Birmingham, Brighton, Bristol, Ipswich, Glasgow and Southampton areas.

Therefore it is important to remember that if you cannot get intelligent print from a reasonable RTTY signal, then check the speed setting of your terminal unit system.



by Ron Ham BRS15744

Fig. 1 ►

Country (Prefix)	Band (MHz)			
	3.5	7	14	21
Argentina (LU)			X	
Austria (OE)			X	
Azores (CT2)			X	
Belgium (ON)			X	
Bulgaria (LZ)			X	
Canada (VE)			X	
Canary Is. (EA8)			X	
Chile (CE)			X	
Cyprus (ZC, 5B)			X	
Czechoslovakia (OK)		X	X	
Denmark (OZ)			X	
Eire (EI)			X	
England (G)	X		X	
Finland (OH)			X	X
France (F)		X	X	
Gabon (TR)			X	
Germany (DF, DJ, DK, DL, DM)	X	X	X	X
Gibraltar (ZB2)			X	
Golan Heights (YK)			X	
Greenland (OX)			X	
Guatemala (TG)			X	
Holland (PA)	X	X	X	
Hungary (HA)			X	
India (VU)			X	
Israel (4X4, 4X6)			X	
Italy (I)		X	X	
Korea (HL)			X	
Kuwait (9K)			X	
Lebanon (OD)			X	
Malta (9H)			X	
Norway (LA)			X	
Oman (A4)			X	
Poland (SP)			X	
Portugal (CT1)			X	
Puerto Rico (KP4)			X	
Rumania (YO)			X	
Sardinia (ISD)			X	
Scotland (GM)	X		X	
South Africa (ZS)			X	
Spain (EA)		X	X	
Sweden (SM)		X	X	
Switzerland (HB9)	X	X	X	
Trinidad & Tobago (9Y)			X	
USA (K, N, W)			X	
USSR (UA, UB, UK, UT, UZ)			X	
Vatican City (HV)			X	
Venezuela (YV)			X	
Wales (GW)			X	
Yugoslavia (YU)			X	
Zaire (9Q5)			X	



by Pat Gowen G3IOR

The *Challenger* shuttle mission carrying WOORE and W4NYZ was initially brought forward three days to July 12, but, computer command dictated that the flight was aborted only three seconds before lift-off, having detected a valve failure in the coolant system flow reduction required at launch. The flight was re-scheduled to 1923UTC on July 29 and suffered two further holds in the count-down, but finally the spaceship was permitted to soar aloft at 2000:10UTC on July 29. The problems were then not over, as one minute after launch one of the three motors shut down due to overheating, meaning an abort into a lower than scheduled orbit after fuel dumping, with a 171.8km apogee and 168.3km perigee, i.e. a 90-93 minute fairly circular 49-49 degree inclination orbit.

Despite the upsets to the planned schedule, Dr Tony England, WOORE, came up on the third day of the mission as promised, and downlinked some excellent frames of himself and the crew in *Challenger* from orbit 47 onwards which were well received by many amateurs in the USA and Europe. Later frames sent included some of him working on the exterior of the orbiter inspecting the coating tiles for any damage. Some good views of parts of Earth from orbit were also put down, all on 145.550MHz (S22) SSTV. His signals, particularly when the attitude of the spacecraft favoured the observer, were very strong, and could be copied clearly on a hand-held receiver, with the rapid doppler shift little affecting the readability or clarity of either the voice or SSTV mode.

In the UK the first QSO was made with GW6GW, the Blackwood District School Club operated by Bryan Davies GW3KYA. The schedule had been previously arranged for orbit 47 on August 1, but the mission changes precluded the appointment. Houston telephoned Brian and re-arranged the contact for orbit 61 on August 2, and a perfect two-way voice and SSTV QSO resulted, which was copied by thousands of listeners over the whole of Britain.

Later two-way QSO's were made by WA6VIA, W5RRR, WA3NAN, W2RS, K2OIJ, KORZ, W5LFL, G1GJY and GB3RS, and many hundreds of observers reported good voice and SSTV reception. For those desiring a QSL, send your report to: Ham in Space 51-F, American Radio Relay League, 225 Main Street, Newington, CT 06111, USA with an SAE and two IRC's if a direct return is required, otherwise via your QSL bureau. GB2RS gave twice daily updates on the Keplerian elements and passes for the mission, well presented with total accuracy, and were rewarded with one of the first downlinked SSTV pictures and a later f.m. voice QSO. WA3NAN, the club station of the NASA Goddard Spaceflight Center in Greenbelt, Maryland (the old WVV site) were on the air continuously on four bands from two hours before launch until touch-down plus 30 minutes. They were very good signals from 1000 until 1500, and again after 2000UTC, enabling many enthusiasts to copy the "shuttle audio" taken from the Tracking Data and Relay Satellites, and thus follow the fascinating experiments as they were scheduled.

While many were listening on the amateur bands, John GM4IHJ and Geoff GM6KXS were following the direct shuttle

communications on 259.7MHz f.m. John, with David Anderson GM4JJJ, were particularly fascinated by the experiment of the get-away-special launched (and later retrieved by the shuttle crew) to investigate "Whistlers", "Chirps", "Sliders" and other radio emissions by its special plasma receiver listening from 0 to 30kHz and retransmitting these on a 400-655MHz (doppler shifted ± 10 kHz) downlink. John describes the various sounds observed during the Aurora of 31 July as sounding like "... an aviary full of demented parrots..." These sounds are not normally heard on earth other than at the poles, due to the screening effect of our ionosphere, so this and many of the other successful solar related experiments will throw far more light on propagational phenomena of interest to the radio amateur.

SALYUT-7

Mark Shepherd writes from Auckland, New Zealand, to say that he can overhear the Shuttle transmissions, but is never able to detect the SALYUT-7 transmissions. The answer is given by GM4IHJ, who points out that while there are many American bases situated around the World, there are few Russian, and with the odd exception of contacts with the Antarctic research bases and specially deployed communications ships, the Soviet cosmonauts would not normally transmit over Australasia. Further, they tend to keep a "day" equating to USSR visibility times of 9-10 orbits per day, using the other periods of 5-6 orbits per day out of base range as rest time. John produces an "in-range" map (Fig. 1) that shows the areas which are likely to overhear the SALYUT, e.g. those not lined out in "shadow". The USSR command stations are located at the points marked by an asterisk "*". During October this year one may expect to copy orbits between 1700 and 1100, on 142-422MHz, slipping back by 3-6 hours each successive month. As the cosmonauts tend to use VOX, and lots of audio gain, the two-way transmissions will invariably be heard.

Further news has come in regarding the earlier boarding problems of SALYUT-7 mentioned briefly in last month's column. Contrary to Western Press reports, "Isvestia", quoting the head spokesman, said nothing about the space station being stable. He reported that the specially trained SOYUZ docking crew found Solar

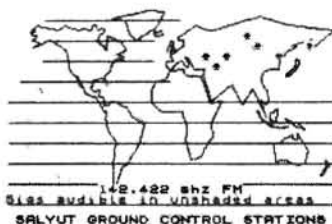


Fig. 1: Computer graphic map by GM4IHJ of areas in mutual range of SALYUT-7 with command stations marked with "*"

Panel control failure, frozen water, flat batteries and quite a few other problems. It took the new crew two days to dock manually, helped by a special laser system to enable slow approach to the toppling spacecraft. They suffered water rationing for several days until they had manually repressurised the system and thawed out the on-board supply. It took two weeks to reposition SALYUT-7 into the sun and replace the Solar panels before power was available for heating, systems and communications.

STS 61-A and D-1

Professor Reinhard Furrer DD6CF and Dr Ernst Messerschmidt DG2KM piloted an aircraft that took off from Cologne at 0908 on Saturday 17 August and flew for five hours over Germany. They were testing the amateur radio equipment to be used on the D-1 SPACELAB mission of Shuttle 61-A that is now postponed and scheduled for launch on 7 November this year. (Though still officially set for a 30 October lift-off.) Using downlinks of 145-575 and 145-550MHz and listening on 437-275 and 437-225MHz, and the callsign DFOLRK/AM (the first ever Aeronautical Mobile license ever issued in DL) they contacted over 200 European stations, mainly in Germany, and found the apparatus to be functioning perfectly.

On the third day of the actual space-mission itself, using the callsign DPOSL, they will be active with f.m. downlinks of 145-450, -475, -550 and -575MHz (Simplex channels S18, 19, 22 and 23) and listening on f.m. uplinks of 437-125, -175, -225, -275, -325, and -375MHz at all times when not busy with experiments. When busy, all calls will be recorded with both systems running, and a continuous low power 435MHz band beacon will be aboard to aid accurate tracking. Dr Wubbo Ockles now has his callsign—PE1LFO, and will be on the same mission.

It is understood that GB2RS on 3-650MHz and WA3NAN on 14-295MHz will be covering the mission, and W1AW will be giving regular updated bulletin transmissions, so watch the media and the AMSAT nets to keep in touch with developments.




Fig. 2: SALYUT-7 and SOYUZ/PROGRESS coupling, photographed by OH6EH at the USSR "DIPOLI" space exhibition in Helsinki last year



**NORMAN
G4THJ**

North London Communications Ltd

STANDARD C110

**Synthesized 2M,
2 watt hand held**

NORMAL PRICE £179.95

**SPECIAL OFFER
WHILE STOCKS
LAST**

£159.95

inc VAT (P+P £1.50)

Supplied complete with wrist strap, helical antenna + battery holder for either drycell or re-chargeable batteries.

ACCESSORIES

P+P

CLC110	Carrying Case for C110	£7.50 (0.75)
CSA110	Base Charger for C110	£35.00 (1.00)
	High Power Nicad Pack	
CNB110	High Power Nicad Pack	£35.00 (0.75)
	6 x AA Size Nicads + Wall Charger	£14.00 (1.00)

WELZ PRODUCTS

P+P

SP300	1.8-500MHz 20W-200W-2KW Power/SWR Meter	£129.00 (1.50)
SP380	1.8-500MHz 200W Dash Mount	£69.00 (1.50)
SP15M	1.8-160MHz 5W-20W-200W Power/SWR Meter	£49.00 (1.50)
SP10X	1.8-500MHz 200W Pocket Size	£34.00 (1.00)
AC38	3.5-30MHz Coax ATU 200CW/400C PEP	£85.00 (1.00)
CT300	300KW Dummy Load 250MHz PL259	£69.00 (2.00)
CT15A	50W Dummy Load (3-1TX/RX Radio-4 Minds) 25W Cont. PL259	£10.50 (1.50)
CH20A	2 Way Coax Switch 1KW	£22.95 (1.00)
CH20N	2 Way Coax Switch 1KW "N"	£41.90 (1.50)

POWER SUPPLIES

P+P

PX402	3A Continuous 4A Max 13.8VDC Fully Stabilized	£24.95 (4.00)
EP2510	25A Continuous 30A Max 13.8VDC Fully Stabilized	£138.00 (6.50)
DRAE	13.8 12 Amps	£79.50 (3.00)
DRAE	13.8 6 Amps	£53.50 (4.00)

ROTATORS

P+P

AR1002		£39.95 (2.50)
AR2200		£69.00 (3.00)
KR400C		£132.50 (5.50)
KR600C		£189.50 (5.50)

ADONIS MICS

P+P

AM803	Desk Compressor Mic with Head + Swan Neck	£72.50 (1.15)
AM503	Desk Compressor Mic as 803 with One Output	£55.00 (1.15)
202HD	Head Set Mic with Control Box and Fet Head	£46.00 (1.15)
202FX	Swan Neck Fet Mic with Control Box	£46.50 (1.15)
202S	Flexible Neck Clip Mic with Control Box	£32.50 (1.15)
HW7-7T	Head Set Boom Mic for Trio	£31.91 (1.15)
HW7-7I	Head Set Boom Mic for Icom	£31.91 (1.15)
HW7-Y	Head Set Boom Mic for Yaesu	£33.06 (1.15)

MORSE KEYS

P+P

EK150	Semi/Fully Automatic Electronic Keyer with Built-in Monitor, Transistor or Relay Output 240VAC/12VDC	£90.00 (1.50)
MK1024	As EK150 but with 1024 Bit Memory	£109.25 (1.50)
HK707	Straight Up/Down Keyer	£15.49 (1.00)
HK702	As HK707 only a Heavy Marble Base	£29.75 (1.50)
MK704	Squeeze Keyer	£13.80 (1.50)
MK705	Squeeze Keyer	£29.75 (1.00)
MK702	Manipulator Key on Marble Base	£29.75 (1.00)
BK100	Semi Automatic Bug Key	£24.72 (1.00)
EKM-1A	Morse Code Practice Oscillator with Variable Tone	£9.20 (1.00)

211 WEST HENDON BROADWAY, LONDON NW9 7DE

TEL. 01-202 3638

TELEX 298765 UNIQUE G

and

(FORMERLY LEE ELECTRONICS)

400 EDGWARE ROAD, LONDON W2

TEL. 01-723 5521

TELEX 298765 UNIQUE G



Normally 24hr
despatch but please allow
7 days for delivery

Mail Order + Retail
All prices are inclusive of VAT and are
correct at time of going to press

Northern Agents: Joe Bell G4PMY
Unit 3, Thomas St., Crewe
Tel. 0270 582849

RST

MAIL ORDER CO.
Langrex Supplies Ltd.,
Climax House,
159 Fallsbrook Road,
Streatham, SW16 6ED.

**SPECIAL EXPRESS
MAIL ORDER SERVICE**

£p	EM81	2.50	PL509	6.00	6AK5	5.99	6K8	3.00
AZ31	2.75	EM87	2.50	PL519	6.00	6AL5	6K06	7.00
CL33	4.00	EN91	6.50	PL802	6.00	6AM6	6L6G	3.00
DY807	1.50	EY51	2.75	PY33	2.50	6AN5	6L6GC	5.75
E88CC	10.33	EY86	1.75	PY81	1.50	6AN8A	6L6	2.50
E180F	12.05	EY88	1.75	PY82	1.50	6AO5	6L6	7.50
E810F	35.48	EY500A	3.00	PY83	1.25	6AR5	6L6	3.75
EAB80	1.25	EZ80	1.50	PY88	2.00	6AS6	6L6	10.00
EB91	2.50	EZ81	1.50	PY500A	4.00	6AS7G	6L6	1.25
EBF80	1.50	EY501	3.00	PY800	1.50	6AT6	6L6	3.00
EBF89	1.50	GZ32	4.00	PY801	1.50	6AUSGT	6L6	3.00
EC91	8.00	GZ33	4.75	QQV02-6	34.00	6AU6	6L6	3.00
ECC33	4.50	GZ34	4.00	QQV03-10	25.00	6AW8A	6L6	3.00
ECC35	4.50	GZ37	4.75	QQV03-20A	48.38	6B7	6L6	3.00
ECC81	1.75	KT61	5.00	QQV06 40A	46.00	6B8	6L6	3.00
ECC83	1.75	KT66	15.00			6BA6	6L6	3.00
ECC85	1.75	KT77 GOLD12.00				6BA7	6L6	3.00
ECC88	3.50	KT88 LION 20.00				6BE6	6L6	3.00
ECC91	8.93	N78	15.00			6B7	6L6	3.00
ECF80	1.50	OA2	3.25			6B8	6L6	3.00
ECH43	3.00	OB2	4.35			6B9	6L6	3.00
ECH42	3.50	OC3	2.50			6B7A	6L6	3.00
ECH81	3.00	OC3	2.50			6BR7	6L6	3.00
ECL80	1.50	OC6	2.50			6BR8A	6L6	3.00
ECL82	1.50	PC85	2.50			6B7	6L6	3.00
ECL83	3.00	PC88	2.50			6B8	6L6	3.00
ECL86	1.75	PC92	1.75			6B7	6L6	3.00
EF37A	5.00	PC97	1.75			6B7	6L6	3.00
EF39	2.75	PC90	1.75			6B7	6L6	3.00
EF41	3.50	PCF80	2.00			6B7	6L6	3.00
EF42	4.50	PCF82	1.50			6B7	6L6	3.00
EF50	2.50	PCF86	2.50			6B7	6L6	3.00
EF54	5.00	PCF801	2.50			6B7	6L6	3.00
EF55	3.50	PCF802	2.50			6B7	6L6	3.00
EF80	1.75	PCF805	1.70			6B7	6L6	3.00
EF86	3.50	PCF808	1.70			6B7	6L6	3.00
EF91	2.95	PCF820	3.00			6B7	6L6	3.00
EF92	6.37	PCF82	2.00			6B7	6L6	3.00
EF183	2.00	PCF83	3.00			6B7	6L6	3.00
EF184	2.00	PCF84	2.00			6B7	6L6	3.00
EH90	1.75	PCF85	2.50			6B7	6L6	3.00
EL32	2.50	PCF86	2.50			6B7	6L6	3.00
EL33	4.00	PCF805	2.50			6B7	6L6	3.00
EL34	4.00	PCF80	6.00			6B7	6L6	3.00
EL36	2.50	PFL200	2.50			6B7	6L6	3.00
ELL80	19.00	PL36	2.50			6B7	6L6	3.00
EL81	5.25	PL81	1.75			6B7	6L6	3.00
EL84	2.25	PL82	1.50			6B7	6L6	3.00
EL86	2.75	PL83	2.50			6B7	6L6	3.00
EL91	7.39	PL84	2.00			6B7	6L6	3.00
EL95	2.00	PL904	2.00			6B7	6L6	3.00
EL360	8.50	PL508	5.50			6B7	6L6	3.00

Open daily to callers: Mon-Fri 9 a.m.-5 p.m.

Valves, Tubes and Transistors - Closed Saturday

Terms C.W.O. only, allow 7 days for delivery. Tel. 01-677 2424/7.

Prices excluding VAT add 15%

Quotations for any types not listed S.A.E.

Post and packing 50p per order

Telex

946708

Prices correct

when going

to press

TIGER ANTENNAS FORGET THE REST BUY THE BEST

To Radio users both amateur and professional Tiger antennas represent an excellent range of antennas on the market today.

We use high quality (high strength materials produced to our own specifications. All our products are designed and engineered to give maximum performance both electrically and mechanically. Special attention has been given to reducing wind loading and still maintaining a very strong and durable antenna.

We guarantee Tiger and silver 70 range against electrical and mechanical defect for 2 years.

Model	Gain	Price inc VAT
Tiger 144 Colinear	6dB Gain	38.95
Tiger LY13 Long Yagi	15dB Gain	39.50
Tiger LY10 Long Yagi	13dB Gain	32.00
Tiger LY9 Yagi	12dB Gain	24.60
Tiger LY6 Yagi	9dB Gain	15.50
Tiger LY4 Yagi	7dB Gain	11.70
Tiger Super slim Jim 144 or 432 MHz		7.50
Tiger Discone 5000 Wideband Antenna		35.95
Silver 70 Beam 14 EL	16dB Gain	31.50
Tiger LY9/432 BEAM	11dB Gain	15.95
HF BALUN TRANSFORMER 500W 1.30MHz		17.00

Special Offer a Power Splitter Free with any pair of LY9/10/13 S70s

UK P&P Securicor £6.60

UK STOCKISTS

AFW ELECTRONICS CLEVELAND 0642 670434	RAS NOTTINGHAM 0602 280267	FRANK GODFREY WORKSOP (NOTTS) 0909 472829
BARNESLEY AERIAL CENTRE BARNESLEY 0226 245520	WARD ELECTRONICS BIRMINGHAM 021-328 6070	GLENBOND LTD CHESHIRE 061-941 3057
J BIRKETT LINCOLN 0522 20767	EUROVER LTD MALDON, ESSEX 0621 891755	CASTLE ELECTRONICS NOTTINGHAM 0602 606999/812523
ALYNTONICS NEWCASTLE UPON TYNE 0632 761002	CLAN COMMUNICATIONS GLASGOW 0475 41378	COLLINS COMMUNICATION CAMBRIDGE 0223 66041
STEPHENS JAMES LANCASHIRE 0942 676790	ALAN HOOKER DONCASTER 0302 25690	MGR SERVICES BIRKENHEAD 051-653 3437
RW POLLOCK & CO BRADFORD 0274 729223	HESSLE (HULL) 0482 648602	DX AMATEUR RADIO WARWICKSHIRE 0926 312421
ROBINSONS TV LEEDS 0532 633863	ANT PRODUCTS PONTEFRAC 0977 85274	SOUTH HUMBERSIDE SCUNTHORPE 0724 855462

EUROPEAN SALES: WITRONICS,

NANOVESTRAAT 153, B.1890, OPWIJK, BELGIUM. Tel: 0523572226

Tel. 0724 851975

60 HEBDEN ROAD, SCUNTHORPE, SOUTH HUMBERSIDE DN15 8EG.

S.E.M. UNION MILLS, ISLE OF MAN

Tel: MAROWN (0624) 851277

SEMFACT - We shall be exhibiting at the Leicester Show



S.E.M. TRANZMATCH. The most VERSATILE Aerial Matching (Tuning) Unit available. Matches 15-5,000 ohms BALANCED or UNBALANCED feeders up to 1 KW. Air coupled BALUN (no toroids) means no connection to equipment, which can cure TV1 both ways. An SO239 and screw terminals for CO-AX, END FED or TWIN FEEDERS. Size 8 3/4" x 4" x 7 1/4". 3.5-30MHz £89. 1.8-30MHz £99. The highly acclaimed EZITUNE built in (see below) £29.50 extra. 90% we sell have the EZITUNE option. All Ex-stock.

NEW S.E.M. WAVEMETER. Have you read your licence? Have you got a wavemeter? Produced following so many requests. 1.5-30MHz in 3 switched bands with a meter. Only £34.50 Ex stock.

S.E.M. IMABC KEYS. No better fully auto keyer anywhere. Uses Curtis chip. R.F. proof. Sidetone etc. £45. A first class twin paddle key £17.50 Ex stock.

BRAID BREAKER/HI PASS FILTER. Stop TVI at TV. £6.95 Ex stock.

RF NOISE BRIDGE. Adjustable 0-infinity ohms, 3" x 1 1/2" x 2" only. SO239s, 1 170MHz. Neat, accurate & economical. £34.50 Ex Stock.

3 WAY ANTENNA SWITCH 1Kw SO239s. Good to 2 metres. £17.50 Ex stock. Or 4th position to earth output £19.80 Ex stock.

S.E.M. 2 METRE TRANZMATCH. 5 1/2" x 2", 3" deep. SO239s. £27.50 Ex stock.

S.E.M. EZITUNE.

Because no similar unit is made, it's usefulness is not appreciated until you have used one. Eliminates need for S.W.R. bridge.

Clean up the bands, increase your P.A. life by many times, by tuning up without transmitting.

Connects in aerial lead, produces S9 + noise in receiver. Adjust A.T.U. or aerial for minimum noise. You have now put an exact 50 Ohms into your transceiver. Fully protected, you can transmit through it, save your P.A. and stop QRM. SO239s. 3" x 1 1/2" x 2". £34.50 Ex stock. P.c.b. + fixing + instructions to fit in TRANZMATCH or any ATU £29.50 Ex Stock.



SENTINEL 2M LINEAR POWER/PRE-AMPLIFIERS

Feature either POWER AMP alone or PRE-AMP alone or both POWER AND PRE-AMP or STRAIGHT THROU when OFF. Plus a gain control on the PRE-AMP from 0 to 20dB. N.F. around 1dB with a neutralised strip line BF981. Top performance on transmit and receive.

Ultra LINEAR for all modes and R.F. or P.T.T. switched. 13.8V. SO239s.

Three Models: Ex. Stock

3/36. 12 times power gain, e.g. 3W in, 36W out. £70

10/50. 10W in, 50W out. £86.

10/100. 10 to 100W. £135.

VISA 80M. SSB/CW receiver £60. Ex. stock.

SENTINEL AUTO 2 METRE or 4 METRE PRE-AMPLIFIER (R.F. Switched) 1dB N.F. and 20dB gain, (gain control adjusts down to unity) 400W P.E.P. power rating. Use on any mode. 12V 25mA. Sizes 1 1/2" x 2 1/4" x 4". £29.50* Ex stock.

PA5 Same specification as the Auto including 240V P.S.U. £33.00* Ex stock.

SENTINEL 2 METRE PRE-AMPLIFIER. No R.F. switch. £15.00* Ex stock.

S.E.M. AUDIO MULTIFILTER (A very good filter at a very good price).

The most versatile filter available. Gives "passband" tuning, "variable selectivity" and one or two notches. Switched Hi-pass, Lo-pass, peak or notch. Selectivity from 2.5KHz to 20Hz. Tunable from 2.5KHz to 250Hz. PLUS another notch available in any of the four switch positions which covers 10KHz to 100Hz. 12V supply. Sizes: 6" x 2 1/2" front panel, 3 1/2" deep, all for only £65.00 Ex stock.

SENTINEL AUTO H.F. WIDEBAND PRE-AMPLIFIER 2-40MHz, 15dB gain. Straight through when OFF 9-12V. 2 1/4" x 1 1/2" x 3". 200W £22.00* Ex stock.


SENTINEL STANDARD H.F. PRE-AMP. No R.F. switching. £15.00* Ex stock.

12 MONTHS COMPLETE GUARANTEE INCLUDING ALL TRANSISTORS.

Prices include VAT and delivery. C.W.O. or phone your credit card number for same day service. *Means Belling Lee sockets, add £1.90 for SO239s or BNC sockets. Ring or write for more information. Place orders or request information on our Ansaphone at cheap rate times.

Goods normally by return.

MORSE KEY KITS



BUILD YOUR OWN SOLID BRASS MORSE KEY
ONLY £19.95 + £2.00 P&P
(Excludes base)
Goods in stock, by return

POLISHED WOOD BASES AVAILABLE £7.70 + £1 P&P

Kit contains all components and instructions. Just provide a base and assemble, alternatively use our finished wood base, average assembly time is less than one hour and requires no special tools.

Ball race bearings essential for quality performance. Solid silver contacts. Precision contact adjustment using fine pitch threaded screws.

Please send S.A.E. for further information.

THIS PRODUCT IS OBTAINABLE ONLY FROM



**R. A. KENT
ENGINEERS**



243 CARR LANE, TARLETON, PRESTON, LANCs PR4 6YB.

Tel: Hesketh Bank (0774-73) 4998.

TV-DX

EQUIPMENT - PROFESSIONAL ADVICE...

Our 1985 catalogue includes everything you need to start an exciting new hobby from a suitable television to aerials, rotators, converters, amplifiers and accessories.

ONLY 60p



SPECIAL OFFERS from our range, limited numbers available

ANTIFERREX XG5 Multi-element Wideband (chs 21-68) UHF Aerial £16.50

TELENG STD1 Low Loss (only 1.5dB) VHF/UHF outside Diplexer £6.50

ANTIFERREX FM284T 8 element High 11dB forward Gain VHF-FM Stereo Radio Aerial £25.45

MAXVIEW ST/FM 20dB Gain Stereo-FM Masthead Amplifier, 12 volt operation £16.75

MAINS POWER SUPPLY UNIT (12 volt) for use with above amplifier £10.50

TV-DXing For The Enthusiast by Roger Bunney, completely new revised edition £2.95

Specialist advice given on ALL reception problems (SAE please), our expertise is TV & FM DXing.

All prices inclusive of VAT and Carriage. Delivery 7-10 days

ACCESS & VISA Mail and Telephone orders welcome

SOUTH WEST AERIALS (PW)



11 Kent Road, Parkstone,
Poole, Dorset BH12 2EH
Tel: 0202 738232



LOSING DX?

NEW! 50MHZ and 70MHZ Converter, two bands, switched, 10MHz output, £33.30, hear the new-band DX.

ANTENNA TUNER, only £28.20, for outside or INDOOR antennas, end-fed LONG WIRES or dipoles, BOOST DX and reduce interference 100KHz-30MHz in 6 overlapping ranges, IDEAL for FRG7700 etc or 10W tx, BANDPASS design, also adapts to WAVEMETER etc, get MORE DX.

RARE DX UNDER QRM? DIG it OUT with a Tunable Audio Notch Filter, between receiver and extension speaker, BOOST your DX/QRM ratio, 40dB notch, £18.80, hear WEAK DX.

Each fun-to-build kit (ready-made to order) includes ALL parts, case, instructions, coils are pre-wound, postage (Europe same prices), and list of other kits.

CAMBRIDGE KITS

45 (PY) Old School Lane, Milton, Cambridge.

OSCAR-10

A-O-10 was a very different satellite during the August "On at Perigee" and "Off at Apogee" schedule designed to safeguard the satellite through eclipse. Both the sensitivity and the strength of the downlink, due to the dramatically reduced path-length when the transponders were operative at Perigee were much enhanced. The numbers of new modestly powered stations heard broke all records. Another record broken was the first true OSCAR-10 mobile to mobile, by a solid QSO between G4CUO/M and G3PXT/M at 1600 on 19 August. Both David and Gordon were running some ten watts to mobile whips, and they were both on the move at the time.

9K2BZ, Abdul in Kuwait, and Flavio, C30BBO in Andorra (QSL F1EHO) have provided new countries. The HCB Galapagos Island DX-pedition was out of range for most of Europe due to the limitation of mutual satellite range at Perigee.

RS-5, 7 and 8

The Soviet satellites had difficulties in maintaining their two days operation per week schedule during eclipse, but came back on 1 August with RS-7 (ROBOT and transponder) and RS-5 (transponder) on continuously. That was the good news! The bad news is that by the time you read this, a new eclipse will be starting!

RS-8 seems to be suffering command problems, and is on less frequently. As the battery appears to be the best of all three, and as UA3CR earlier pointed out problems in getting the satellite commanded on due to a change of command code, it would appear that the passage of this satellite through the Van Allen belt has resulted in radiation damage to the depletion layers of the transistors and i.c.s of the command receiver. This is further demonstrated by the single telemetry channel prefixed "G" frequently being run on the beacon, as this is the command reception verification indicator.

A Million more Satellites

Our item with this title run in the August PW attracted a considerable amount of interest, and many readers have asked what other Comet associated meteor showers can be expected and when they occur. GM4IHJ has kindly calculated a list of these, which is reproduced in Table 1. John points out that these predictions are somewhat chancy, and should be taken as a rough guide as to what is possible.

TABLE 1

Meteor Shower	Annual Date	Associated Comet	When Comet next nearest to Earth
Lyrids	21 April	1861 I	2276 and 2691
E Aquarids	5 May	Halley	1986 and 2062 (1)
Draconids	27/30 June	Pons Winnecke	1989 and 1996
B Taurids	28 June	Encke	1987 and 1991 (2)
Capcornids	18/30 July	1881X	1986 and 1994 (1)
Perseids	11 August	Swift Tuttle	2102 (2)
Giacobinids	9 October	Giacobini Zinner	1985 and 1992 (1)
Orionids	20 October	Halley	1986 and 2062 (1)
S Taurids	5 November	Encke	1987 and 1991 (2)
Bielids	14 November	Biela 1826	1985 and 1991 (1,2)
Andromedids	17/27 Nov	Biela	1985 and 1991 (1,2)
Ursids	22 December	Tuttle 1939X	1994 and 2008

(1) Indicates that a spectacular event is likely in 1985/1986.

(2) Denotes that these Comets may have broken up, but that the associated Meteor Shower may still be active. Grave doubts exist regarding the Comet associated with the Perseids shower, as it did not appear in 1982 and is lost.

Table 2. Major Satellite Frequencies

Frequency in MHz	Service	Mode(s)
29.410-29.502	Radio Sport Amateur Sats.	USB & CW
137.080	Meteosat Geostationary Weather	FM
137.15, -3, -4	Circular Orbit Weathersats	FM picture
137.5, -6, -7		FM picture
142.42	SALYUT Cosmonauts	FM voice
145.81	OSCAR-10 BEACONS	CW, RTTY, PSK
145.825	UoSAT 1 & 2	PSK & Digital FM
145.83-97	OSCAR-10 Amateurs	CW, USB, SSTV, RTTY
149.2-150.3	Navigation Satellites	RTTY
166.0	Progress/Salyut supply & Ocean Recon.	—
225-400	Military Communication Sats.	—
259.4 & 296.8	Space Shuttle	—
399.98	Navigation Satellites	Doppler carrier
435.025	UoSAT	Mainly PSK
436.04	OSCAR-10 Mode L Beacon	PSK & CW
436.15-95	OSCAR-10 amateurs	CW, USB, SSTV, RTTY
702-726	Soviet TV Satellites	Wideband TV FM
800-1000	Soviet Molniya Communication Satellites	—

Monitoring the Space Age

Following the feedback from previously published satellite and spacecraft frequencies, and recognising that many listeners are equipped with the new wide coverage v.h.f./u.h.f. receivers, it is now possible to monitor virtually all of the non-s.h.f. orbiters, thus providing lots of scope for experimentation and learning in space activity. John Branegan provides a further table of the frequencies employed by some of the more interesting space sources.

Infinite OSCARS

It came as rather a shock to your scribe to learn that OSCAR-24 and OSCAR-30

were launched from Vandenberg Air-Force Base in California into a Polar 90 degree inclination 1100km circular orbit in August! It can be revealed now that these are not AMSAT's, but are the property of the United States Navy, being Maritime Navigational Satellites! What's in a name?

Apologies

Finally, apologies for those who patiently await the promised "getting started" series mentioned last month. Topical news and events have exhausted the space available again this issue, but we shall try again for the December column. Just hope that nothing too interesting is happening!

VHF BANDS

Reports to: Ron Ham BRS15744, Faraday, Greyfriars, Storrington, West Sussex RH20 4HE.

Whilst the sun is relatively quiet, each small event may seem trivial but could turn out to be an important factor in helping to explain another phenomenon. So it really is worth making note of each happening.

Solar

"The British Ocean Weather ship *Starella*, at Station Lima (west of Scotland), reports observing an auroral glow on the horizon during the night of July 18/19," reports Ron Livesey. Ron is the auroral co-ordinator for the British Astronomical Association. He noticed his own magnetometer indicated a disturbed magnetic field around the 18th and 19th. He also received a report, from the Boulder observatory, that showed a minor storm on the 15th. cause unknown, "for the 17th and minor storms again on the 24th and 27th."

The picture looked even more interesting when Len Fennelaw G4ODH, Wisbech, reported hearing weak and watery signals



by Ron Ham BRS15744

from the 28MHz beacon in Cyprus 5B4CY during the evening of the 14th and 16th. After I had completed the monthly beacon chart, Fig. 1, compiled from the logs of a dozen experienced observers, I noticed that the 28MHz band was dead on the 15th. Something seems to have happened around that time, so look back in your logs and let's see what we can come up with.

At 1030 on July 27, Cmdr. Henry Hatfield, Sevenoaks, using his spectrohelioscope, located one sunspot and three small filaments. He comments, "the sun at 136MHz has been quiet during this period." In Bristol, Ted Waring observed a single sunspot on July 20, August 5 and 10 then eight spots on July 30. Which was about the same number drawn by Patrick Moore, Selsey, through thin cloud cover, at 0950 on the 31st, Fig. 3. I recorded a

few tiny bursts of solar radio noise during my midday observations at 143MHz on August 9 and 13. In Johannesburg, Bob Anderson's solar group, using a specially adapted 60mm refractor, counted between 0 and 4 sunspots on some days between July 15 and 27. Then the number went up to 9 and 10 for the 28th and 29th and up to 18 for the last two days of the month.

Never attempt to look at the sun directly either through a telescope or with the naked eye. Either consult an experienced astronomer or have a read of the article Radio Communication and Sunspots, April 1983 *PW*.

Those of you with a computer may like the booklet, *Shortwave Software*, published by Radio Nederland Wereldomroep. PO Box 222, 1200 J.G., Hilversum, Holland. It contains a computer program listing to calculate sunrise and sunset times for any chosen area. The program I use, called *Astronomer*, on my 48K Spectrum is along similar lines. That is available from C.P. Software, 10 Alexandra Road, Harrogate, N. Yorkshire HG1 5JS.

The 50MHz Band

In Knutsford, Dave Coggins keeps a regular watch on the 50MHz (6m) band. He received s.s.b. signals from G3ZIG at 0658 on July 17, G3COJ at 0640 on the 19th, G3GLT at 0718 on the 23rd and G4CUT at 2237 on the 24th. GW3MHW was heard at 0655 on the 24th and G6XM, with some meteor pings, at 0648 on the 29th—both using c.w. Late on the 30th, there was an opening to north America and Dave logged KA4DVH, KB3QM, W2CUK, W2HRW, WB2IFC and VE4YX. He concluded his impressive list with GM4FZH at 0657 on August 6.

Gordon Pheasant G4BPY, Walsall, completed a meteor scatter QSO with LA6QBA on July 20 and a direct QSO with EIORTS on the 29th. During the evening of the 30th he was alerted to the possibility of an opening when he heard the 28MHz Bermuda beacon VP9BA. He was proved correct later when he had crossband QSOs with K2MUB, K3ACR, W3JO and W4CKD. Direct 50MHz QSOs were made with KA4DVH, KB3QM, W2CAP, W2CUK, W2HRW, W4CKD, WD2IFC and VE1YZ. On August 1 he made a cross-band QSO with EA4CGN.

By now, Len Fennelaw should have a 5-element beam operational on 50MHz, this is to replace a vertical quarter wave and therefore increase the scope of his monthly propagation reports. I find the Band 1 section of my combined Band 1/III Yagi very useful on both the 50 and 70MHz bands.

Sporadic-E

Although the 1985 sporadic-E season is nearing its end some of the August openings seemed above average intensity, especially in the 50 to 80MHz region. At times I received very strong signals from east-European broadcast stations between 66 and 73MHz during the early mornings of August 8, 9 and 14, at midday on the 9th and 12th and the evenings of July 16-18, 21, 26 and 29 then August 6 and 14. The average number of stations heard during the events was 12, with peaks of 21 and 23 on July 29 and August 14 respectively. In St Leonards-on-Sea, Harold Brodribb, counted 12 such stations at 1030 on July 28 and 3 at 0850 on August 6.

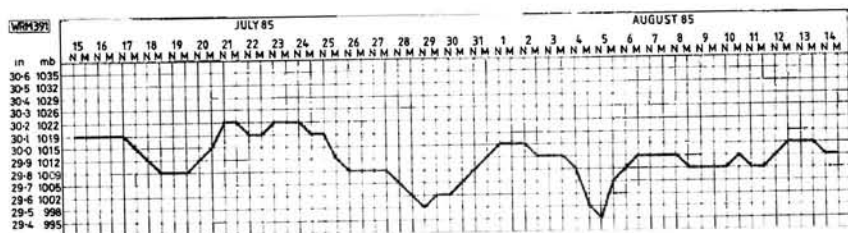


Fig. 1 ▲





Fig. 2 ►

Fig. 3 ▼



For these particular observations, both Harold and I use dipole antennas with ex-military v.h.f. communications receivers, the RL85 and R216 respectively. However, using a domestic receiver, Harold heard for the first time at 0930 on August 6, some weak Italian voices with a hissing background on several spots in Band II between 91 and 99MHz.

The 28MHz Band

It soon became obvious from your letters that sporadic-E was the main cause of activity in the 28MHz band during the month prior to August 14.

In Pontypridd, Graham Powell logged stations from Austria, Czechoslovakia, Germany, Italy and Spain on July 17 and he says that 4U1ITU was a good 59 plus. Graham uses a Trio R-2000 receiver, KX3 a.t.u. and long-wire antenna. During the evening of the 21st Fred Pallant G3RNM, Storrington, heard signals from Germany and Scandinavia. Filip Register ON1BRL, Overijse, was also listening on the evening of the 21st. He logged c.w. from the prefixes C30, DF, DK, EA, F, IT9, OH, RB5, SM, UP, YO and YU. "Some amateurs were using QRP on 28-600MHz. The most interesting signals were from HV2VO, Vatican State-operated by G4WVZ, C30BBS in Andorra (QLS via DK9FE) and ST5BC in Novadhibou, Mauritania," says Filip.

Some readers reported hearing signals from French and German stations around 28MHz on July 17 and from Dutch and Italians on the 31st.

"Conditions on 28MHz seems to be improving on average," writes John Coulter, Winchester. He added Germany, Hungary, Italy and Spain to his log. Coinciding with the opening on 50MHz, late on July 31, Dave Coggins put 8 stations in the USA on his score card. At 1950 on August



Fig. 4: The Trio R2000 and Tono 550 used by the author

5, the German beacon DLOIGI was a good 589 and after a check at the c.w. end of 28MHz, I logged signals, in a short time, from DF, EA, HB9, I and YU and at 1947 on the 6th, more c.w. signals and this time from DJ, OE, OH, OZ and SM. In addition to hearing stations from Austria, Belgium, Germany and Switzerland, between 1815 and 1845 on the 6th, Chris van den Berg, The Hague, also logged G1GFK, G3ITH and G4UVA from England. I also use a Trio R2000 receiver and long wire antenna and I read c.w. signals on the video display above the Trio, Fig. 4, after they have been digested by the Tono 550 communications terminal.

Propagation Beacons

"No doubt you are getting reports of IY4M, a ROBOT near Bologna, on about 28-195MHz," writes John Coulter, who first heard it on July 20 sending, "d- PWR 2W OUT AR IY4M QRV K." Most beacon watchers made some comment about it in their reports "IY4M gives instructions every 20 minutes and appears to be in the business of recording calls made to it," writes Ted Waring and quotes a typical instruction. "TO STORE CALL PSE SEND IY4M ONE OR MORE TIMES—THEN UR CALL 2 TIMES AT LEAST—END WITH K-USE COMMAND QTC1 TO LIST KEYS—PSE SEND VVV BEFORE EVERY CMD." Bill Kelly heard it in Belfast and says, "This is not a regular, seems to be an experimental station," and John Coulter heard an EI calling this ROBOT at 1439 on August 9 and read the reply, "Hi

Practical Wireless, November 1985



THE COMMUNICATIONS CENTRE OF THE SOUTH

HF TRANSCEIVERS			2M FM TRANSCEIVERS			SPEAKERS		
	£	(c&p)		£	(c&p)		£	(c&p)
TRIO TS930S	1295.00	(1.00)	TRIO TM201A 25W Mobile	296.00	(1.00)	TRIO SP230 (TS830, 530)	47.70	(1.50)
YAESU FT980	1450.00	(1.00)	ICOM IC27E 25W Mobile	379.00	(1.00)	TRIO SP430 (TS4301)	39.50	(1.50)
ICOM IC751	1299.00	(1.00)	YAESU FT270R 25W Mobile	315.00	(1.00)	TRIO SP120 (TS130, 120)	30.70	(1.50)
ICOM IC745	899.00	(1.00)	TRIO TR2500 Handheld	258.00	(1.00)	YAESU SP102 (FT102)	59.00	(1.50)
TRIO TS430S	720.00	(1.00)	FDK Multi 725X 25W Mobile	269.00	(1.00)	TRIO SP40 Mobile speaker	16.40	(0.75)
TRIO TS830S	832.00	(1.00)	YAESU FT209R (FNB3)	239.00	(1.00)	YAESU SP55 Mobile speaker	14.95	(0.75)
YAESU FT757GX	739.00	(1.00)	ICOM IC2E Handheld	199.00	(1.00)			
TRIO TS530SP	698.00	(1.00)	ICOM IC02E Handheld	269.00	(1.00)			
TRIO TS130S	633.00	(1.00)						
YAESU FT77	479.00	(1.00)						
ANTENNA TUNER UNITS			2M MULTIMODE TRANSCEIVERS			ANTENNA BITS		
	£	(c&p)		£	(c&p)		£	(c&p)
ICOM IC-AT500 Auto	459.00	(1.00)	TRIO TS780 2M and 70cm base	948.00	(1.00)	7-1MHz RAL-TRAPS - Epoxy - pair	8.95	(1.50)
ICOM IC-AT100 Auto	329.00	(1.00)	YAESU FT726R 2m fitted (70cm optional) base	775.00	(1.00)	Self Amalgamating Tape 10m x 25mm	3.95	(0.75)
TRIO AT250 Auto	285.00	(1.00)	TRIO TS711E 2M base station	768.00	(1.00)	T-piece polyprop Dipole centre	1.50	(0.30)
YAESU FC757 Auto	255.00	(1.00)	ICOM IC271E 25W base	729.00	(1.00)	Small ceramic Egg Insulators	0.50	(0.10)
TRIO AT230	157.00	(2.00)	ICOM IC290D 25W Mobile	479.00	(1.00)	Large ceramic Egg Insulators	0.75	(0.10)
YAESU FC700	105.00	(1.50)	TRIO TR9130 25W Mobile	499.00	(1.00)	75 ohm Twin Feeder - light duty	per metre	0.16 (0.04)
WELZ AC38	85.00	(1.50)	YAESU FT290R Portable	315.00	(1.00)	300 ohm Twin Feeder	per metre	0.14 (0.04)
YAESU FRT7700 Short Wave Listening	49.85	(1.00)				UR67 Low loss coax - 50 ohm	per metre	0.65 (0.20)
HF RECEIVERS			70cm TRANSCEIVERS			UR76 50 ohm coax - dia 5mm	per metre	0.25 (0.05)
	£	(c&p)		£	(c&p)	UR70 70 ohm coax	per metre	0.30 (0.05)
ICOM R70	629.00	(1.00)	TRIO TW4000A Mobile 2M/70cm	522.00	(1.00)	4mm Polyester Guy Rope, strength 400kg	per metre	0.16 (0.04)
ICOM R71	729.00	(1.00)	TRIO TM401A 12W Mobile	316.00	(1.00)	50 metres 16 swg harddrawn copper		6.90 (0.75)
TRIO R2000	479.00	(1.00)	TRIO TR3500 Handheld	270.00	(1.00)			
TRIO VC10 VHF Converter for R2000	128.00	(1.00)	ICOM IC4E Handheld	259.00	(1.00)			
YAESU FRT7700 Antenna Tuner	49.85	(1.00)	ICOM IC04E Handheld	279.00	(1.00)			
TRIO R600	299.00	(1.00)	TRIO TS-811E Base	895.00	(1.00)			
YAESU FRG8800 Gen Cov Rx	475.00	(1.00)	YAESU FT2700R Mobile 2M/70cm	499.00	(1.00)			
VHF RECEIVERS			MORSE EQUIPMENT			LIGHTNING PROTECTORS		
	£	(c&p)		£	(c&p)		£	(c&p)
JIL SX200N	325.00	(1.00)	HK 707 Straight Key	15.50	(1.00)	LU08 Spark Gap SO239 connectors	2.00	(0.75)
AOR AR2001 25-500MHz	345.00	(1.00)	HK 703 "deluxe" straight key	28.95	(1.20)	CA35A Static Discharge Protector SO239/500MHz/300W	14.95	(1.00)
FDK ATC720 Handheld Airband	189.00	(1.00)	HK 803 "deluxe" Brass key	75.00	(2.00)	CA23N Static Discharge Protector Nskt/1500MHz/300W	17.00	(1.00)
FDK RX40 Handheld 141-179MHz	159.00	(1.00)	MK 704 Squeeze paddle	15.95	(1.00)	LA-1 Gas Discharge Unit SO239/55MHz/1KW (LA-1 Data sheet available on request. SAE please).	85.00	(1.00)
YAESU FRG 9600 60-905MHz	449.00	(1.00)	Practice Oscillator	10.50	(0.75)			
			EK 150 Electronic keyer	103.00	(1.00)			
			D 70 Datong Morse tutor	56.35	(1.00)			
			MMS-1 Morsetalker morse tutor	115.00	(1.00)			
			GW Brass Key on slate	35.50	(2.00)			
			MK Datong morse keyboard	137.42	(1.00)			

TRIO TL922 LINEAR £1150.00

AKD WAVEMETER (VHF) £24.95

METEOR 600 FREQUENCY COUNTER £145.00

GOODS NORMALLY DESPATCHED WITHIN 24 HRS. — PRICES CORRECT AT TIME OF GOING TO PRESS — E&OE

C. M. HOWES COMMUNICATIONS EASY TO BUILD KITS BY MAIL ORDER

**139 HIGHVIEW
VIGO, MEOPHAM,
KENT DA13 0UT
TEL. FAIRSEAT (0732) 823129**

ARE YOU ENJOYING THE SIMPLE LIFE?

QRP (low power) operating is becoming more and more popular. This move away from expensive high power equipment to simple, often home-built gear is offering many amateurs a satisfying challenge. Most experienced operators also have the proverbial "black boxes" in the shack, but QRP offers them the opportunity to build their own equipment and put a little fun back into the hobby. At C. M. HOWES COMMUNICATIONS, we have kits to build simple low power equipment including easy to construct receivers that will appeal to the newcomer as well as the licenced amateur. If you haven't tasted the pleasures of the simple approach yet, why not choose a worthwhile project from our range? Established customers may like to note that we now have 40M band versions of our popular CTX, CVF and DcRx kits available for you to add to your collection!

DcRx DIRECT CONVERSION COMMUNICATIONS RECEIVER

The HOWES DcRx receivers are simple, easy to build single band designs. You can choose versions for the following bands: 20, 30, 40, 80 or 160 Metres. They all work from a 12 to 14V DC supply (a battery is fine) and provide plenty of audio output to drive a loudspeaker or headphones. The DcRx has been the first introduction to shortwave listening for many an aspiring amateur. Read the SWL column in the August '85 issue of "Amateur Radio", and find out what Trevor Morgan has to say about the DcRx and how one of his correspondents has claimed a Bronze Award for prefixes and countries heard on his HOWES DcRx20. You will be amazed just how well a simple design can work. A case and a couple of tuning capacitors are the only major items to add to finish your receiver. We have suitable capacitors for all but the 160M version at £1.50 each.

DcRx kit £14.80. Assembled PCB module £19.90.

CTX QRP CW Transmitters

Two versions are available at the moment, one for 80M and the new 40M version. These super little rigs produce up to 5W RF output on 80, and 3W on 40. They come complete with one crystal, but there is also provision for an external VFO for full band coverage (HOWES CVF40 or CVF80). Read the reviews in the August '85 issue of Practical Wireless and the March '85 Shortwave Magazine. A CTX transmitter makes a ideal introduction to HF operating. A few months spent using simple CW only equipment will help to make you into a first class operator. I can only admire the skills of some of our customers, many only having recently passed the Morse test, the sheer number of countries they manage to work with their HOWES QRP equipment puts me to shame! But then I started on HF a few years ago with a black box and a microphone — something I now regard as a mistake!

CTX40 or CTX80 kit £12.95. Assembled PCB module £18.95.

CVF VARIABLE FREQUENCY OSCILLATORS

The HOWES CVF40 and CVF80 VFOs are designed for use with the CTX transmitters. They enable you to tune the whole band instead of being "rock bound". Dual buffered outputs are provided so that you can also connect up your DcRx and form a transceiver. IRT, voltage stabilisation, FET oscillator are some of the features of the CVF designs. These kits require a tuning capacitor of about 50pF (we can supply these at £1.50 if required).

CVF40 or CVF80 kit £9.30. Assembled PCB module £14.90.

AP3 AUTOMATIC SPEECH PROCESSOR

Add more "punch" to your signal with the AP3. Automatically compensates for changes in speech levels, so giving accurately controlled clipping levels and hence clean audio quality. This kit is one of our big sellers, and they enjoy a very good reputation on the air. Suitable for high or low impedance mics, and can even be used with ICOM rigs with a couple of simple mods which we can give you.

AP3 kit £15.90. Assembled PCB module £21.40.

CM2 QUALITY COMMUNICATIONS MICROPHONE

The HOWES CM2 features an electret microphone capsule and a Plessey "VOGAD" chip — excellent quality, accurately controlled audio. This kit will help you construct a really clear sounding desk mic. Voltage stabilisation and a miniature relay for keying your transmitter are provided. Add some extra clarity to your stations audio.

CM2 kit £10.25. Assembled PCB module + mic capsule £13.75.

XM1 CRYSTAL CONTROLLED FREQUENCY MARKER

The XM1 produces signals from LF to UHF for you to use to check and calibrate your station equipment. Eight marker frequencies can be generated (selectable) and there is an ident facility to distinguish the XM1's output from off-air signals. No shack should be without one!

XM1 kit £16.80. Assembled PCB module £21.30.



All HOWES kits have a good quality glass-fibre printed circuit board. The holes are drilled, the tracks are tinned and the parts locations are screen printed on the board for easy assembly. All board mounted components are provided, as are good clear instructions, circuit etc. All our kits are designed so that even a novice constructor should meet with success. You don't have to be an "old hand" to enjoy the pleasures of using "home-brew" gear.

If you would like further information on any kit, simply drop us a line enclosing an SAE. We have an information sheet for each product as well as a general list of our goodies.

Please add 80p to your total order value.

Delivery is normally within 7 days.

73 from Dave G4KQH, Technical Manager.

Telecommunications Engineering Technicians

Openings in Servicing and Maintenance Up to £9,317

Our business is to install and maintain the communications equipment used by the Police and Fire Brigades in England and Wales – some of the latest you will find in operation anywhere.

We have a number of vacancies at our Service Centres in various parts of the country for Telecommunications Engineering Technicians with practical skills in locating and diagnosing faults in a wide range of equipment from computer-based data transmission to FM and AM radio systems.

The work provides excellent opportunities for extending your technical expertise, with specialised courses and training to keep you up to date on developments and new equipment. There are also opportunities for day release to gain higher qualifications.

Applicants, male or female, must be qualified to at least City & Guilds Intermediate Telecommunications standard and possess a current driving licence.



Some travelling will normally be involved.

Registered disabled persons can of course apply.

The Home Office is an equal opportunities employer.

Salary will be on a scale £6,810 to £9,317 a year with generous leave allowance and pension scheme.

Good prospects for promotion.

If you are interested in working with us, please write for further details and application forms quoting reference PW/9 to: Miss M. Andrews, Home Office, Directorate of Telecommunications, Horseferry House, Dean Ryle Street, London SW1P 2AW.

Home Office



Directorate of Telecommunications

IY4M=PSE SEND Vs BEFORE COMMAND TO SYNC ROBOT AT UR SPEED," and at 2208 he heard a G4 send "73 AR."

Listening again at 1131 on the 10th, John logged I4UJ calling IY4M and the reply: "HR OP ROBOT TKS FER CALL NOW STORED IN MEMORY AR." My thanks to Chris van den Berg, Dave Coggins, John Coulter, Len Fennel, Billy Kelly, Henry Hatfield, **Norman Hyde G2AIH**, Epsom Downs, **Ted Owen**, Maldon, Gordon Pheasant, Filip Rogister and Ted Waring for their diligently kept beacon logs which enabled me to compile the monthly 28MHz chart, Fig. 2.

John Coulter also logged the 14-100MHz, propagation beacons CT3B, OH2B and 4U1UN, daily between July 15 and August 12, ZS6DN almost daily from the 15th to 30th and 4X6TU from the 15th to 21st and July 31 to August 12 inclusive. A similar report came from Len Fennel, but with the addition of W6WX/B which he received on August 6 and 8. Moving higher up the spectrum, Brian Oddy G3FEX, Storrington and I, logged the Potters Bar 50MHz beacon GB3NHQ, almost daily from July 15 to August 14. Dave Coggins heard GB3NHQ and the Anglesey beacon GB3SIX, daily throughout the period and between Dave and Norman Hyde, the Gibraltar beacon ZB2VHF was copied on August 5, 6, 7, 9, 10 and 11. Gordon Pheasant reports hearing the Cyprus beacon 5B4CY on July 16, 18 and 25 and ZB2VHF on August 5. Although v.h.f.

conditions were not marvellous during the period, both Chris van den Berg and I received consistent signals each day from the RSGB's 2m beacon at Wrotham GB3VHF, 144.925MHz.

Tropospheric

The monthly atmospheric pressure chart, Fig. 1, covering the period July 15 to August 14, was compiled from the slightly rounded measurements, taken at noon and midnight, from the Short and Mason barograph installed at my QTH. In Maldon, Ted Owen's barometer peaked at 1023mb on July 21 and dipped to 990mb on August 5. In Cleveland, Paul Burnett's hand plotted chart for July 17 to 31 shows highs, well above 1015mb on days 21 and 23 to 26 inclusive. During the month, Paul G1DAT, made his first 3 Gl contacts on the 144MHz band and asks if anyone can help him with an instruction book for the Lowe SRX30 receiver. "There was a nice lift on July 23 and 24," writes **Andy Stafford G4VPM**, Paignton, who received a 59+ signal on the 430MHz band from an HB9 during the morning of the 24th and he worked DF, EA, two Fs and three HB9s on 144MHz. Although conditions were poor during the 432/144MHz Low Power Contests on July 27 and 28 respectively, Andy managed to raise a few new counties on 432MHz, the best being North Humberside, and by careful tuning on 144MHz he made contact with G4TAJ/P and GM4RZM/P.

With the exception of July 19, 22 and 29 and August 3 and 7, Chris van den Berg received signals daily, during the month prior to August 9, from the Norfolk 144MHz repeater GB3NB on R1. At 2130 on July 24, GB3VHF was well up and knocking the end stops with me and early the following morning most of the 144MHz repeater channels were still very active with signals from mobile operators and repeaters sharing the same channel some distance away.

Band II

In Cardiff on July 19, **John Berridge** listened to the news and the Tour de France from French stations around 100MHz. On July 23rd, Graham Powell, using a Grundig Satellit and dipole antenna, received France Culture and Inter, and on the 27th, from Ireland, RTE II, between 94 and 99MHz. Harold Brodribb bases his reception reports on regular signals, which he calls his "locals", the French stations at Abbeville, Rouen and sometimes Lille. "Even they have been poor, especially during the rain and low barometer," said Harold. However, on July 17, he heard six editions of France Culture, including Caen on 91.53MHz and on the 23rd and 24th he noted a collection of signals, such as French speech, Indian or Pakistani speech and music and general pop music between 104 and 107MHz.

TELEVISION

Reports as for VHF Bands, but please keep separate.

This is no doubt the last of the major reports for the 1985 sporadic-E season which began early in May and was obviously nearing its end in mid-August. Our task now is to keep a regular watch on Band I, around the Ch. E2/R1 48-25/49-75MHz region, for infrequent winter sporadic-E and "F2" openings. These events can be very rewarding as **Len Eastman**, Bristol, showed when he received a test card from Norge Gamlem, Fig. 1, on December 23 1983.

During the period of this report sporadic-E disturbances affecting Band I, approximately 40 to 68MHz, occurred for a few hours on July 16, 17, 19, 20, 21, 24, 25, 28, 30 and 31 and August 5, 6, 7, 8, 9, 12 and 14. Thanks are due to **Mike Bennett**, Slough, **Harold Brodribb**, St. Leonards-on-Sea, **Dave Coggins**, Knutsford, **Simon Hamer**, New Radnor, **Philip Hodgson**, Stamford, **Owen Jones**, Stoke-on-Trent, **Gordon Pheasant**, Walsall, and **Neil Purling**, Hull, for their comprehensive reports on these events.

From your letters I found that television pictures, sometimes in colour, had been received from 18 countries. The countries were Austria (ORF-FS1), Czechoslovakia (CST/PRAHA/RS-KH), Denmark (DR), Finland (YLE-TV1), Germany (SWF-GRUNTEN), Holland (PTT NED-1), Hungary (MTV-1), Iceland (RUV ISLAND), Italy (RAI-1), Norway (NORGE), Poland (TVP), Portugal (RTP), Rumania (TVR BUCHARESTI), Spain (RTVE), Sweden (SVT/TV1 SVERIGE), Switzerland (+PTT-SRG1), USSR (TSS/CCCPC) and Yugoslavia (JRT-BGRD).

Among the regional test cards received from Norway were, BAGN, BREMANGER, GAMLEMSVETEN, Fig. 1, GULEN, HEMNES, Fig. 2, KONGSBERG, MELHUS

and STEIGEN and from Spain, AITANA-3 and SANTIAGO C.

Apart from the station identifications various entertainment programmes were seen including news with the familiar BPENR, HOBOTN and TACC COOBWAET captions, TELETEXT, TELEJURNAL and TV RAKLAM. Dave Coggins saw the Hungarian MTV-1 analogue clock at 1716 on July 16. I received a strong colour test card from Spain at 0857 on the 21st with a digital clock showing 0957. Simon Hamer saw the Air India disaster off Ireland on ORF on the 17th and British Open Golf on RTVE on the 20th.

Tropospheric

During the mild tropospheric opening on July 24, I observed some co-channel interference in the u.h.f. band and in Band III. Harold Brodribb received negative pictures from France on Chs. F5, 6, 7, 9 and 10 and nine u.h.f. channels then positive pictures from Germany SWF-BADN on Ch. E8 and SWF-HGR on Ch. E9 and from Luxembourg RTL PLUS on Ch. E7. At 0748 on the 25th, Philip Hodgson, using a Plustron TVRC5D logged a test card from Belgium BRT TV1 on Ch. E10 before the disturbance died away. Earlier in the month, on the 16th, Harold received French u.h.f. TV signals and a test card from Belgium RTBF-1 WARVE on Ch. E8 at 1435 on the 22nd and 1120 on the 23rd, prior to the peak of the event. On the 21st, Simon Hamer watched *Angelus* and British Open Golf from Radio Televis Eireann 1 and 2 respectively on their v.h.f. channels G, H and J.

Peter Lincoln has recently carried out



by Ron Ham BRS15744

repairs to his antenna system, upgraded his wideband u.h.f. beam from 8 to 14 elements and replaced his pre-amplifier. He says, "the results are quite impressive." Now, from his home in Aldershot, he can receive Central TV from Oxford at good strength all the time and around midnight on August 1 he received pictures from Holland on Ch. 29 or 31, Fig. 3. My thanks to **W. B. Stewart**, Lossiemouth, for explaining that the Cyrillic caption in our Fig. 11 (September issue) means, "MY PROFESSION: WORKING MAN". Also to **George Garden**, Edinburgh, for thinking of us while on holiday in Germany and taking a photograph, Fig. 4, off the hotel receiver, of an Austrian test card that we do not often see.

News from India

"On June 12, the wind speed was about 120km per hour and my Band III antenna was damaged, the steel mast was bent, Fig. 5, and on the 15th the wind speed was 150km per hour, with heavy rain and all the elements on my Band I antenna were bent backwards," writes **Maj. Rana Roy**, from India. He adds, "The transmitting antenna and the dish of our local TV station were also damaged."

During tropospheric openings on June 7 and 22, Rana received pictures from Pakistan TV, most probably from Rawalpindi, in Band III on Chs. 8 and 10, which included test cards, an announcer, an advert for sweets in Urdu and an English feature film. He also observed sporadic-E disturbances at various times on June 8, 9, 10, 16, 20, 22 and 23 when he logged pictures from China, Dubai and the USSR. At 2000 on the 16th, a religious programme from Dubai in Band I on Ch. 2 (Fig. 6) was very strong on Rana's indoor telescopic antenna. When he coupled his outside 8-element Yagi, with pre-amplifier, there was interference from a Russian station. "Between June 24 and 28, we had TVDX in Band I every day,



Fig. 1




Fig. 2



Fig. 3



Fig. 4



Fig. 5



Fig. 6



Fig. 7



Fig. 8



Fig. 9



Fig. 10



Fig. 11




Fig. 12

mostly from Russia, when we saw documentaries, social and cultural programmes, feature films, news and sport," writes Rana. He photographed the captions and people, Figs. 7, 8, 9 and 10, that he received on Soviet TV. "At 1233 on the 9th we saw a newscaster with a digital clock on his right showing 1154 and as there was a difference of 39 minutes between IST and this time, the station must be located somewhere near Afghanistan," said Rana. He also saw an educational programme from China on the 10th.

SSTV

Our congratulations to the staff at RSGB headquarters, Potters Bar, on exchanging slow scan television pictures on August 4 with the amateur station on board the

space shuttle *Challenger*, and to John Nelson for his explanation of the event on ITN news the same evening.

"August has started very well with a lot of new callsigns for me," writes **Lester Curno**, Bude, having received pictures on 14.230MHz from Bulgaria, Canada VE1BZV, Holland, Hungary, Italy, Poland, Sweden, Switzerland and the USA W5ZR. In July, Lester, using a Spectrum computer with Scarab software received a faint signal from PY2OB exchanging pictures with a DL and copied the caption, "FIRST CONTACT BRAZIL" in addition to logging some excellent German and Italian pictures with little QRM and no QSB. On one occasion, because of QRM on 14MHz, both sides of a German/Italian QSO decided to QSY to the 21MHz band, 21.340MHz, and so did Lester, who then received super pictures,

without interference, from the QSO.

Peter Lincoln is delighted to have received pictures on 14MHz, and confirmation, from Maurice Allenden G3LTZ, Swindon, Figs. 11 and 12. He writes, "Although not 'DX', I was lucky that I tuned in when conditions were unusual because I think that his location is too far for ground wave and too near for first skip."

Between July 15 and August 14, I copied pictures from DK9NC, DJ7NW, DJ8LF and OZ1DOZ/A and incomplete callsigns, due to QRM on 14MHz, from DF, DL, I, LZ, SM and SP. Among the captions seen were "OK HEINZ QSL", "QTH NEAR HEIDELBERG", "NAME MIKE", "HEAVY QRM", "VY FINE PIC", "UR SIGS RSV599" and a picture of a possible QSL card, with OZ1DOZ to the left and above a drawing of a bi-plane.

MW BROADCAST BAND DX

Reports to: Brian Oddy G3FEX, Three Corners, Marryfield Way, Storrington, W. Sussex RH20 4NS

The neat home-made loop antenna and amplifier designed by **Dave Mayhew** of Yapton, Sussex and pictured in the September issue of *PW On the Air*, page 54, has created a great deal of interest. Many readers would like to build a similar unit and hope that his design can be published in *Practical Wireless*. Dave has now agreed to prepare a complete constructional article and, hopefully, this will be available for publication soon.

Note: all frequencies in kHz: Time UTC (GMT)

Transatlantic DX

USA: The deterioration in conditions, mentioned in *PW On the Air* for October, has continued. **Bill Kelly** of Belfast has been checking the band for signals from the USA in the early hours and has been disappointed by the lack of stations heard; those that did put in an appearance were weak and fading and soon faded out. On two nights around 0330 Bill heard "The

Memory Station" WMRE from Boston on 1510—it was a very poor signal on both days. Another one was WOR from New York on 710 at 0345: this was heard for a brief period and faded out. North Carolina was received on two nights between 0115 and 0200 with an Evangelist programme. Although Bill could hear the hymn singing, the station callsign was not discovered before it faded out! This station was on 1610 and has not been reported before. The only other station to make it "across the pond" was WHN from New York at 0320 on 1050.

Canada: Signals from Canada have been noticeably absent on the band this month. **Central and Southern America:** **Graham Powell** of Pontypridd has heard Radio Jornal do Brasil on 940, which was a good signal with a clear station identification in Portuguese at 0133 on his new Trio R2000 receiver and KX-3 a.t.u., plus a long wire



by Brian Oddy G3FEX



Fig. 1: One of the car stickers received by Derek Thomley from Radio Ulster

running east/west. Graham has been disappointed in the results so far but I am sure this is mainly band conditions.

The only other station he logged was Radio Globo on 1220 at 0100. Bill Kelly says "it is strange how this station puts in a strong signal so consistently—is it the 100kW of power which it runs or its location?" Bill heard this station during three nights of the month.

Practical Wireless, November 1985

934 MHz PERSONAL RADIO

The Nevada Range

Join the growing number of people discovering this exciting radio band. Available to anyone for the cost of a current CB licence.

Many two way contacts have already been made from 10 miles to 250 miles according to location and weather conditions.

A. THE CYBERNET DELTA 1 934 MHz TRANSCEIVER

Has been engineered specifically for the UK market using latest "state of the art" technology. With a sensitive receiver and many additional facilities these sets have achieved contacts of over 200 miles range, under certain conditions.

- Sensitive RX (0.25 μ V for 12 dB SINAD).
- 16 memories available.
- Auto/Manual scan and search facility.
- External 'S' meter socket.

+ \$5 SPECIAL DELIVERY **£355**

Ask for a demonstration of this superb set from one of the Nevada "MAIN" dealers below.

B. SWR/POWER METER

This precise and extremely accurate meter features an illuminated scale, low loss 'N' type connectors and twin meters for both power and SWR measurement. Power 0-50 watts in two ranges. **£89⁹⁵**

C. HRA 900 MASTHEAD PRE-AMPLIFIER


Super low noise GaAs FET pre-amplifier that mounts at the masthead. Low insertion loss and noise (typically 0.8 dB) coupled with 15dB gain enable this unit to double the received range of many sets. **£139⁹⁵**

D. HRA 934 L IN-LINE GaAs FET PRE-AMP

A super new ultra-low noise pre-amp which fits in line on any base or mobile installation. Guaranteed to give a staggering increase in received range. Extremely low noise 0.7 DB NF. 20 DB gain. **£125**

E. REMOTE ANT. SWITCH

High quality weatherproof mast head mounting switch. For switching 2 antennas with one cable feed. i.e. Beam/Colinear ('N' type sockets). **£59⁹⁵**



F. TC34

NEW! British made low noise FET pre-amp. Suitable for base or mobile use. **£69⁹⁵**

G. ANTENNAS

Manufactured to the highest possible specification.

PA7-E BASE COLINEAR

Our top of the range base antenna supplied with mounting brackets, weatherproof tape, and 'N' connector. Gain 7.14 dBi stacked 3/4 array. incl. p&p **£66**

P7-ME High gain mobile magnetic mount antenna with unique 1/4 wave matching system. 7.14 dBi gain. incl. p&p **£44**

P7-RE High gain gutter mount mobile antenna fully adjustable. 7.14 dBi gain. incl. p&p **£44**

H. Tc 12L MKII

NEW 12 ELEMENT BEAM

A new aluminium version of our successful 12 element loop quad - This beam is now better than ever.

- We guarantee this antenna has more gain than any similar 12 element Yagi array.
- Designed by Mike Walters one of the UK's leading microwave antenna engineers.
- Built in low noise feed system to a high quality 'N' socket.

SPECIFICATIONS:

Gain: 18 dBi. Front-Back ratio 25 dB. Weight: 0.7 Kg Length: 53.5 ins. **£49**

I. POWER SPLITTER

Enables the co-phasing of any two 934 MHz antennas to give an additional 3 DB gain. **£24⁵⁰**

"Agrimotors" Merton CB Radio Centre
Merton, Okehampton, Devon EX20 3DZ
Tel: (08053) 200

Bens Television & CB

219 St Pauls Road, Peterborough, Lincs.
Tel: (0733) 54979

Bennetts Ltd.

24 Norwich Street, Dereham, Norfolk NR19 1DG
Tel: (0362) 2488

Catswhiskers

25 Chatham Street, Reading Berks.
Tel: (0734) 589193

CB City

64 Waterloo Road, Stoke On Trent, Staffs
Tel: (0782) 814952

CB Trading Company

40-44 Old Church Road, Clevedon, Avon.
Tel: (0272) 874192

Centre Base 1

433 Wilmslow Road, Withington, Manchester.
Tel: (061 445) 8918

Globemaster

8a Cherwell Close, Langley, nr Slough, Bucks.
Tel: (0753) 41191

NEVADA 934 MHz MAIN DEALERS

Green Electronics

6 Short Street, Lowestoft, Suffolk.
Tel: (0502) 513960

Gulldford Communications

34 Aldershot Road, Guildford, Surrey.
Tel: (0483) 574434

G.W.M. Radio

40-42 Portland Road, Worthing, West Sussex.
Tel: (0903) 34897

Henry's

404-406 Edgware Road, Paddington, London W2 1ED
Tel: (01-724) 0323

Horsestrader

1424 Leeds Road, Thornbury, Bradford, Yorks.
Tel: (0274) 663928

H & R Watson

24-26 Forest Hall Road, Newcastle On Tyne NE12 9AL
Tel: (091268) 4609

Imagefree Limited

1-3 Station Road, Rainham, Kent.
Tel: (0634) 373874

Jameson CB

44 High Street, Forres, Morayshire.
Tel: (0309) 72133

Lincs & S. Humberside

201 Freeman Street, Grimsby, S. Humberside.
Tel: (0472) 360037

Maggies C.B.

63 Fleet Street, Keyham, Plymouth, Devon.
Tel: (0752) 59237

Marshall Electronics

366 Spring Road, Ipswich, Suffolk IP4 5NG
Tel: (0473) 75476

Mitler Telecommunications

The Parade, Cherry Willingham, Lincoln.
Tel: (0522) 754279

Modulations Communications

62 Wootton Road, Abingdon, Oxon.
Tel: (0235) 21400

Rafcom

18 Bridge Street, Swinton, S Yorks
Tel: (0709) 873874

Selectronics

203 High Street, Canvey Island, Essex.
Tel: (0268) 691481

South Coast Electronics

6 Monks Avenue, Lancing West Sussex.
Tel: (0903) 753754

Square Wheels

82b Edgewood Road, Birmingham 45, West Midlands.
Tel: (021460) 1581

Stadium Accessories

67 Bowman Street, Darlington, Co Durham.
Tel: (0325) 59929

Tandy Electronics

125 Langwith Road, Hillstown, nr Chesterfield, Derbyshire. Tel: (0246) 826578

Telecomms

189 London Road, North End, Portsmouth
Hants PO2 9AE Tel: (0705) 662145

Tower Communications

11 High Street, Haddenham, Cambs.
Tel: (0353) 740306

Wall & Son

4 Tetbury Street, Minchinhampton, Glos.
Tel: (0453) 882089

NEVADA 934 WORLDWIDE DISTRIBUTORS: TELECOMMS, 189 LONDON ROAD, PORTSMOUTH PO2 9AE
TELEPHONE: 0705 662145 TELEX: 869107 TELCOM G
Professional Series

Nevada 934 MHz Catalogue available £1.00



BBC RADIO SHROPSHIRE

Something Special

397m (756kHz) 96VHF/FM Shropshire · 189m (1584kHz) 95VHF/FM South Shropshire

Fig. 2: Another car sticker, this time received by David Wright from Radio Shropshire

News from "Down Under"

In an interesting letter from **John Ratcliffe** of Southport, Australia, the m.w. DX situation there is revealed. Apparently, it is not possible to hear much DX until the main Australian Broadcast transmitters have closed down between 0400 and 0515 (Australian Time). Prior to this, only two DX stations can be heard and these are WBEB on 650kHz from American Samoa, after 0030 when ABC from Adelaide closes, and 2YA from Wellington, N.Z. on 560kHz: this station runs 60kW and overrides the Australian stations although it is over 3000km from Southport!

John's equipment is home-built, as mentioned in the October *On the Air* text. His antenna is 20m long and the far end of it is supported at 13m by a Gum tree. He, also, is a great believer in loop antennas, which he finds most helpful in separating the stations—a good tip, I feel, from an "old-timer" who has been busy DXing since 1923.

Other DX

Radio Sweden's new 600kW transmitter at Solvesborg is being well received on 1179kHz. **Margaret Sadler** of Leeds has been enjoying their programme *Nordic News*.

D. Degg of Stoke-on-Trent is trying out an "inverted V" wire antenna plus a.t.u. with his DX300 receiver. His log includes the BBC Radio Ulster 1kW transmitter in Enniskillen on 873, Radio Moscow 1323, AFN West Germany 873 and Radio Tirana, Albania 1395—this station has also been heard by "newcomer s.w.l." **Alan Merritt** of Abingdon at 2300.

A station announcing itself as Radio Jeddah, South Arabia, was heard by Bill Kelly on 1510 (or 1512) at 0215. Other stations in Bill's log were Norway, NRK Romdal, 630 at 2300, Radio Moscow 1494 from their Leningrad transmitter at 2320, Poland with English on 1503 from

Stargard at 2245, France on 1206 at 0330 and Radio Cairo (in Arabic) 711 at 0345.

"Excellent Afro-Pop music" was how Graham Powell noted the programme from ORTS Dakar, West Africa on 765 at 2333. Also heard was Radio National Guinea 1404 at 2239, which was a good signal.

BBC Radio Ulster responded well to a QSL confirming reception by **Derek Thomley** from Birmingham of their Lisnagarvey transmitter, 1341. Their QSL consisted of a QSL letter, a BBC Engineering Handbook and several car stickers, one of which is shown in Fig. 1.

Local Radio DX

BBC Radio Shropshire is fully operational now on 756/1584kHz and **David Wright** of Telford has sent along their attractive car sticker, Fig. 2. During daylight hours David has heard BBC Radio W.M. from the Sedgley transmitter on 828 and Radio Northampton 1107; also ILR Severn Sound 774, BRMB (Birmingham) 1152, Signal Radio (Stoke) 1170, Marcher Sound (Wrexham and Deeside) 1260, Mercia Sound (Coventry) 1359 and Radio City (Liverpool) 1548.

In his search for News during the morning of the journalists' strike, **Dennis Monger** G4PCU of Mawnan Smith, Cornwall, was surprised to hear BBC Radio Jersey 1026 and Radio Guernsey 1116 signals so clearly on his Sony 2001 receiver. Prompted by this, Dennis took a further look around the band and was delighted to hear Radio Stoke-on-Trent 1503.

Bill Kelly has sent along his first Local Radio DX list to me from Belfast. Heard during the night were ILR Pennine Radio (Bradford/Huddersfield and Halifax) from their Vicars Lot transmitter 1530 at 0200 and BBC Radio Devon via their Barnstaple transmitter 801 at 0600.

Using his new FT757GX transceiver around 2000, **Albert Fisher** G4VBH of Heston, Hounslow heard BBC Radio Leicester 837, Radio Jersey 1026, Radio Northampton 1107, Radio Guernsey 1116 and Radio Oxford 1485; also, ILR Severn Sound 774 which was only just audible. Albert uses a "T" antenna tuned against ground with an a.t.u. Manx Radio 1368

was faintly received at this time too but I think this should be a better signal after dark via the sky wave.

Although **John Berridge**, of Cardiff, has no less than seven commercial receivers, he says "my old home-brew valve set beats them all!" He received the new BBC Radio Bedfordshire's Luton transmitter 630, Radio Devon (Barnstaple) 801, Radio Jersey 1026 and Radio Bristol (Mangotsfield) 1548. The ILR stations logged were Severn Sound 774, Wiltshire Radio 1161, Radio West 1260, Gwent area Broadcasting 1305 and CBC Cardiff 1359. His best DX was Radio Clyde (Glasgow) 1152.

With a Fidelity Hi-Fi Music centre (system 6-60) newcomer **Alan Merritt** has been busy checking out the local radio station scene. His antenna is a 10m wire only 4m high but seems to bring in ILR Devon Air Radio (Exeter/Torbay) 666, Wiltshire Radio 936, Radio Trent (Nottingham) 999, Radio West 1260, Mercia Sound (Coventry) 1359 and Radio Wyvern (Hereford/Worcester) 1530. BBC Radio Sussex 1368 was received well from their Duxhurst transmitter.

Community Radio

According to John Berridge, an experimental Community Radio Station is to be set up in the Rhondda area of South Wales in the near future. The transmitter power will be 50 watts but the exact operating frequency is not yet known.

I wait with interest to hear more from John about this test and if any other readers have any information will they please send it along to me as soon as possible.

QSL Addresses

BBC Radio Bedfordshire, P.O. Box 476, Hastings Street, Luton, Bedfordshire. LU1 5BA

BBC Radio Shropshire, 2-4, Boscoble Drive, Shrewsbury, Shropshire, SY1 3TT. BBC Radio Guernsey, Commerce House, Les Banques, St Peter Port, Guernsey. BBC Radio Newcastle, Crestina House, Archbold Terrace, Newcastle-upon-Tyne, NE2 1DZ.

SW BROADCAST BANDS

Reports: as for Medium Wave DX, but please keep separate

For the Newcomer SWL

Radio frequency signals use part of the electromagnetic spectrum and transmission frequencies from the very low (around 12kHz) to the extremely high (20GHz) are commonly used to convey information—see "For the Newcomer SWL" in *On the Air* September issue.

By contrast, the human voice, bird calls, music and other sounds are low frequencies usually in the range 10 hertz to 20kHz and are called audio frequencies (a.f.). You will have noticed that there is an overlap in the audio and radio frequency ranges at

around 12kHz to 20kHz. It is very important to realise that, despite the frequency

similarity, the nature of the two kinds of waves are quite different. Audio frequency waves consist of compressions and rarefactions of the air through which they travel, whilst radio frequency waves consist of electric and magnetic fields. (No wonder, then, that a person with good hearing cannot "hear" the 16kHz signals from GBR Rugby when driving past that



by Brian Oddy G3FEX

station!) The speed of travel is also quite different, i.e. 1200km per hour for a.f. and 300 000km per second for r.f.!

Because audio signals cannot be transmitted over long distances it is necessary to superimpose them onto a radio-frequency "carrier" wave at a transmitting station by a process called "modulation". The combined signal is then radiated by the station's antenna, either via the ground wave or sky wave path, to the distant receiver (see October *On the Air*). Here the combined signal is "de-modulated" to separate the audio signals which are then amplified and fed to a loudspeaker or headphones.

Modulation may take various forms, for example by variation of the amplitude of the r.f. carrier wave—called **amplitude modulation** (a.m.) or, by variation of the

Practical Wireless, November 1985

frequency of the r.f. carrier wave—called **frequency modulation (f.m.)**. It is also possible to use the carrier to convey intelligence by keying it on and off, e.g. Morse code.

The a.m. system is the one normally used by Broadcast Stations operating in the long, medium and short wave bands. The f.m. system often employed at v.h.f. Broadcast Stations will not be considered here.

In the a.m. system, the r.f. carrier (f_c) is combined with a modulating a.f. signal (f_m) in a complex process which is best analysed mathematically. It can be shown that frequencies above and below the carrier are produced—these are called **side frequencies**. If the carrier (f_c) is modulated by audio (f_m) then f_c , $f_c + f_m$ and $f_c - f_m$ result. Also, if more than one modulating frequency is present, then a band of frequencies results above and below the carrier. These are called the **upper and lower sidebands**.

In a practical case let us consider a carrier on 1500kHz. If the highest modulation frequency is 5kHz then the upper sideband frequency is $1500\text{kHz} + 5\text{kHz} = 1505\text{kHz}$ and the lower sideband frequency is $1500\text{kHz} - 5\text{kHz} = 1495\text{kHz}$. An additional lower audio modulating frequency of, say, 1kHz will produce $1500\text{kHz} + 1\text{kHz} = 1501\text{kHz}$ and $1500\text{kHz} - 1\text{kHz} = 1499\text{kHz}$ and these will form part of the sidebands. The overall signal will occupy a bandwidth of $1505\text{kHz} - 1495\text{kHz} = 10\text{kHz}$ (as seen in Fig. 1).

In order to receive a signal without distortion we must ensure that the receiver has sufficient bandwidth to accommodate the overall signal. Receiver bandwidth in simple sets is pre-determined by the manufacturer and cannot be changed. In more expensive receivers a **selectivity** control is provided which permits the bandwidth to be varied to suit reception conditions. On the crowded shortwave bands the sideband frequencies from a powerful unwanted station may tend to interfere with a signal from a wanted station. By reducing the bandwidth of the receiver, i.e. increasing the selectivity, the unwanted station's sidebands may be much reduced or eliminated. However, the wanted signal will suffer a loss of audio quality since the higher sideband frequencies associated with it will no longer be able to pass through the receiver. The effect is to improve intelligibility but reduce quality—however, there are limits as to the amount of selectivity that can be introduced because when all the high frequency sidebands have been removed the audio will consist of only the bass notes and intelligibility suffers!

The ionosphere can also introduce distortions to the sideband frequencies because the path lengths travelled by the upper and lower sideband frequencies may be slightly different. This causes delays in the arrival of the components of the signal—**phase errors**—at the listener's antenna and the result is a form of distortion of the audio, called **phase distortion**. This is most noticeable during periods of fading of the transmitted signal. The type of fading when this occurs is called **selective fading**. Try looking for a signal which is fading on the shortwave bands to see if you can detect this phase distortion!

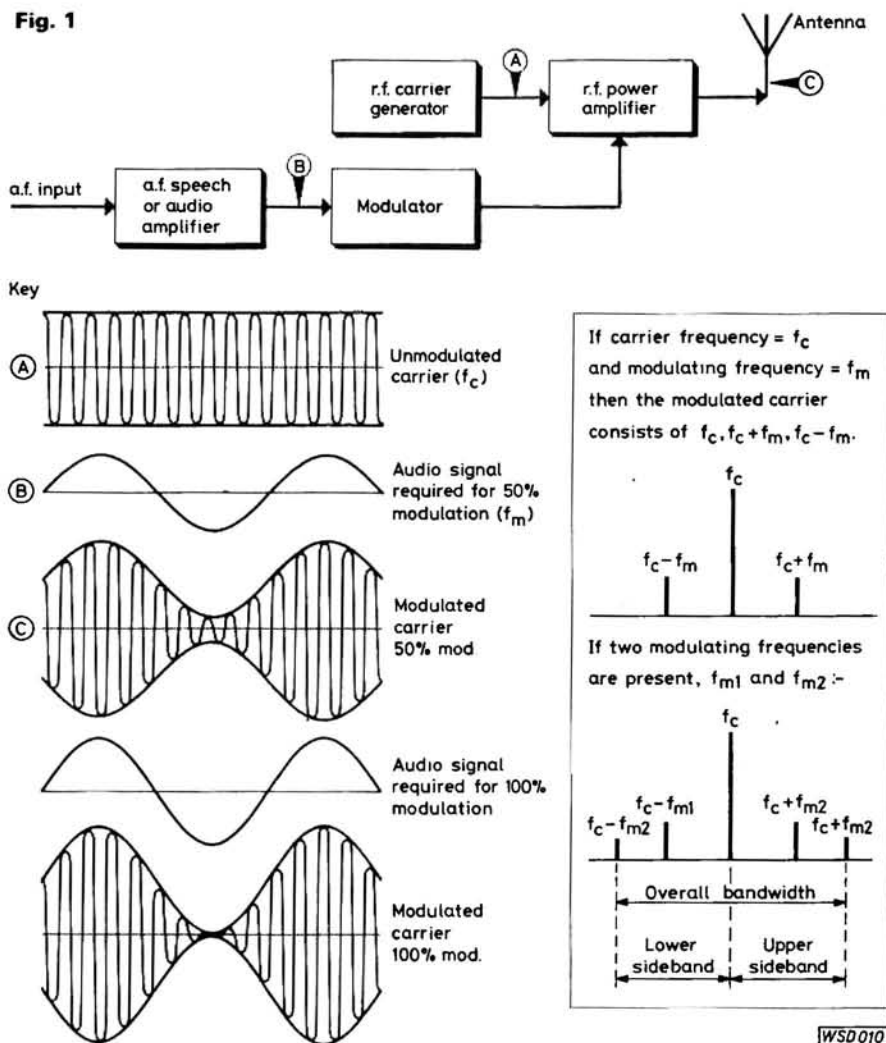
Conditions on the HF Bands

Note: Frequencies in MHz: Times UTC = GMT

The 26MHz (11m) and 21MHz (13m)

Practical Wireless, November 1985

Fig. 1



Bands: Conditions on 11m have remained very poor. The BBC has continued to use 25-650 between 0900 and 1330 but there have been no reports of reception of these signals from PW readers living outside the UK.

Bill Kelly of Belfast has carried out a special listening watch on this band and confirms that, apart from the BBC transmissions, the band is dead.

In contrast, however, the 13m band has been open to several continents during the course of the day. Radio Pakistan 17-660, reported by **André Newall** of Twickenham, may be received at 1100. Signals from South Africa, Radio RSA 21-535 logged by Bill Kelly and others have been good and can be heard between 1100 and 1556.

The Radio Nederland transmitter in Madagascar on 21-485 is well received at 0830—not only in its target area, the Far East, but also in the UK. **Chan Seng Chai**, using a Sony ICF-6800W receiver, finds it is a good signal in Sarawak, Malaysia, where short wave listening is becoming very popular (a new Malaysian Radio Club is flourishing there). The signals are good here in the UK too and heard by **David Wright** of Telford regularly.

From Dubai, the United Arab Emirates' transmitters have continued to provide excellent signals, which have been well received by **John Berridge** of Whitchurch, Cardiff on 21-605 and by **D. Degg** of Stoke-on-Trent on 21-695 during much of the day.

The USA's Family Radio Station WYFR in Oakland, California, can be heard at 2000 on 21-615. **Graham Powell** of Pontypriid has been checking out his new Trio

R-2000 receiver on most bands and has also noted WYFR on 21-525 at 2055—this transmission is intended for North and Central America and the Caribbean.

A good signal from South America is HCJB of Quito, Ecuador, on 21-477MHz. **Albert Fisher** G4VBH of Heston, Hounslow, has been hearing this one from 1900.

The BBC are regular users of the band and can be found on 21-470, 21-550, 21-705 and 21-710 at various times during the day. Some of these transmissions are from Cyprus and Ascension Island.

The 17MHz (16m) and 15MHz (19m) Bands: There is much to be heard on these bands, which are regular favourites with many s.w.l.s; however, conditions on the 16m band from Australia have become very poor around 0800. Radio Australia's 17-750 signals are weak and jammed by other stations now at this time. (Whilst these transmissions are not intended for the UK, but Asia, they have been good signals until quite recently.)

Much earlier, Radio Australia can be heard clearly at around 0300 on 17-715, according to **Derek Thomley** of Birmingham.

Peter Edwards of Abingdon, who is a newcomer to s.w.ling, has also been enjoying listening to Radio Australia on his Selena MB210/2 receiver. Radio Japan has been heard by **Peter Mills** of Sherborne, Dorset, on 17-710 with News in English at 0728. Later, he has received The Voice of Israel 17-630 at 1001, Radio Cairo 17-675 at 1244 and Radio Bangladesh 17-665 at 1250.

Margaret Sadler of Leeds, Graham Powell and Peter Edwards are keen listeners to the programmes from HCJB, Quito,



A book mark from Radio Peking sent in by Derek Thomley

Ecuador, 17-790 at 2130. These programmes are very popular with listeners throughout the world. Newcomer s.w.i.s should certainly have a look for this station.

The Voice of Greece heard by **Peter Lewis** G4VFG of Ivybridge on 17-565 has news in English at 1850.

Conditions on the 19m band have permitted reception of signals from all continents and generally have been good, considering the present position in the sun-spot cycle. Radio Australia was received in the early hours by Bill Kelly on 15-240 from 0230 and Bill received their QSL. Later, at 0720, Peter Mills found the 15-165 transmission to be very good.

Radio New Zealand, however, is still not audible here. Graham Powell has put their frequencies into the memories of his new receiver and regularly scans them—without result! **Paul Rawdon** of Wellington, New Zealand, who kindly sent along the schedule in the September issue for Radio New Zealand, has now sent along the tentative schedule for the period October 27 to March 2, 1986:

To Pacific

1800-2015: 11-780, 15-150
2145-0045: 17-810
0245-0630: 17-810

To Australia and Papua New Guinea

2245-0045: 15-380
0245-0630: 15-380
0930-1115: 9-520, 11-850

The transmitters may still be the original ones as the proposed new high-power transmitters may have been delayed by a Government Royal Commission investigating Broadcasting in New Zealand.

An interesting log from **Calum Macleod** of Isle of Lewis, Scotland, includes the VOA signals from the Philippines relayed on 15-425 at 1230. He also mentions

AFRTS via their Munich relay on 15-265 at 1230. This service for the US Armed Forces can be heard on 15-430 from their Greenville, USA, transmitter from 2000. **Ivo Swinnen** of Belgium has their QSL—it has the seal of the Department of Defence on it!

Log of the month for Graham Powell was hearing The Voice of Malaysia 15-295 at 0822. This is certainly one to look out for!

The 13MHz (22m) Band: Philip Ramba of Macclesfield, Cheshire is convinced that Radio Moscow is intent on occupying the entire band, having heard them on 13-625, 13-635, 13-645, 13-655, 13-660, 13-665, 13-705, 13-740 and 13-755 so far! Also noted were Radio Bangladesh 13-670, Voice of Israel 13-722, Radio Baghdad, Iraq 13-700.

Radio Moscow has additionally been using 13-720 and 13-745 according to **Philip Hodgson** of Stamford, Lincs.

The 11MHz (25m), 9MHz (31m), 7MHz (41m) and 6MHz (49m) Bands: Conditions on these bands are generally good and most of the 11 to 6MHz stations detailed in *On the Air* for Sept/Oct can still be heard. **Alan Williams** of Helston, Cornwall, noted Radio Australia 11-910 as a good signal at 0630 and heard WYFR 9-455 at 0730.

Bill Stewart of Lossiemouth, Scotland, has logged VOA from several locations in the mornings—5-995 from Greenville, USA, at 0600, 6-040 via Wooferton, Shropshire, at 0600, 9-635 from Tangier, Morocco 0600 and on 9-670 via Greenville, USA.

The launch of the space shuttle *Challenger* was heard by **Alan Merritt** of Abingdon, via VOA on 6-040 at 1850. Alan is a newcomer s.w.i. and was delighted to find Radio Australia a good signal on 6-035 at 1930.

Using a DX150 receiver **Darren Taplin** of Tunbridge Wells heard many interesting stations, including All India Radio 11-620 at 2000.

The 5MHz (60m), 4MHz (75m), 3MHz (90m) and 2MHz (120m) Bands: Conditions on these bands have been good. Margaret Sadler has been very busy with her Grundig Satellit 1400 receiver, logging South Africa RSA 3-230 at 0400, BBC Singapore 3-915 at 2210, Xinjiang, China 4-735 at 2315, Radio Douala Cameroon 4-795 at 2240, R. Diff. TV Burkina Ouagadougou 4-815 at 2350, Radio Reloj Irazu Costa Rica 4-832 at 0454, ORT B Cotonou Benin 4-870 at 2230, Radio National Chad 4-905 at 2042, Radio National Bata, Eq. Guinea 4-925 at 2150, Radio



A QSL card from Radio Canada International sent in by Andrew Hill

Nigeria 4-990 at 2300 and R. Diff. TV Togolaise Togo 5-047 at 2330.

Darren Taplin logged RSA on 4-990 at 0300 and Graham Powell heard ZBS Zambia 3-346 at 2108 and ZBC Zimbabwe 3-396 at 2153. Bill Kelly found Radio Columbia National 4-980 with English at 0305.

Radio Botswana 4-820 and Radio Swaziland 4-980 were received by **John Parry** G4AKX of Northwich, Cheshire, also Africa No. 1 Libreville Gabon 4-810 and Chad 4-905 in French. These stations were also logged by Albert Fisher (a former BBC Monitor at Tatsfield). Albert heard a signal on 5-005 which may have been Nepal—can anyone identify this one?

From "Down Under", **John Ratcliff** of Southport, Australia, says "These bands are like the Medium Waves in the 1930's, with plenty of room!" John heard Standard Frequency WWVH on 2-500 and 5-000 from Hawaii. He says that the Solomon Isles operate just above 5-0MHz at 0600UTC, so there is a challenge!

Station Addresses

Radio Tanzania, P.O. Box 9191, Dar es Salaam, Tanzania.

Radio Bangladesh English Dept. Overseas Service, P.O. Box 2204, Taka, Bangladesh.

Please note: many Broadcasters will change their frequencies and times of transmission in November, to account for seasonal changes in ionospheric conditions.

Please send along your reports to reach me by the 15th of the month for inclusion in this series.

All reports by the 15th please

BENNY



FREQUENCY COUNTERS

HIGH PERFORMANCE
HIGH RELIABILITY
LOW COST

EX-STOCK
DELIVERY

The brand new Meteor series of 8-digit Frequency Counters offer the lowest cost professional performance available anywhere.


- ★ Measuring typically 2Hz — 1.2GHz
- ★ Sensitivity <50mV at 1GHz
- ★ Setability 0.5ppm
- ★ High Accuracy
- ★ 3 Gate Times
- ★ Low Pass Filter
- ★ Battery or Mains
- ★ Factory Calibrated
- ★ 1 Year Guarantee
- ★ 0.5" easy to read L.E.D. Display

PRICES (Inc. adaptor/charger, P & P and VAT)

METEOR 100	(100MHz)	£117.30
METEOR 600	(600MHz)	£148.35
METEOR 1000	(1GHz)	£204.70

**NOW AVAILABLE WITH
T.C.X.O. OPTION**

Illustrated colour brochure
with technical specification
and prices available on request.



Designed and
manufactured
in Britain.

Black★Star

BLACK STAR LTD (DEPT. P.W.), 4 Stephenson Road, St. Ives,
Huntingdon, Cambs. PE17 4EB, England.
Tel: (0480) 62440 Telex: 32339



SSTV TRANSCIVER

Send and receive pictures from all over the
world and see the SHUTTLE in action.

Simply connect between your rig and a TV camera to transmit Slow Scan pictures. The SSTV Receiver
needs only a monitor (or television) to decode and display pictures from your receiver

- Simple to use, connect up, switch on and go!
- Full 16 Grey Shades.
- Available as a Transceiver or a Receiver that can be
upgraded at a later date.

SEE YOU AT
LEICESTER

send for
further information



24A PSU	£125.00	SSTV TRANSCIVER	£310.00
12A PSU	£86.50	SSTV RECEIVER	£189.00
6A PSU	£63.00	SSTV TX MODULE	£128.00
4A PSU	£40.50	VHF WAVEMETER	£27.50
3 WAY SWITCH (SO239)	£15.40	MORSE TUTOR	£52.00
3 WAY SWITCH (N Type)	£19.90	2 METRE PRESET ATU	£14.50

DAVTREND LTD. Sanderson Centre, Lees Lane,
Gosport, Hampshire PO12 3UL Telephone 0705 520141 **BRITISH MADE**

DRAE

This little devil can talk back!

This must be the smallest, 2M, FM mobile available today, measuring
only 38mm H x 144mm W x 177mm D. It has all the features that you
require included in this microprocessor controlled unit. In addition,
if you feel lonely and can't find anybody on the band, just press
"speech" and the optional built in speech synthesizer will tell you
the frequency you are tuned to. This is a boon to the blind operator
or to those that tuck their rigs out of sight.

Brief features — 25/1 Watt output, green LED readout
scanning (memories and programmable limit band scan), priority
scan, programmable duplex splits, 25 and 5 KHz tuning steps,
10 memory channels with lithium back up cell, normal and
reverse repeater switch, dual VFO, internal speaker and optional
speech synthesizer. Just ask for a leaflet and we'll be glad to send you one.



Thanet Electronics Limited **ICOM**

Herne Bay, Kent CT6 8LD. Tel: (0227) 363859. Telex: 965179 Thanet G

GREAT NEW ADVENTURE GAME...



THE MINES OF MALAGUS IN PROTEUS No. 2

A complete fantasy adventure game magazine for the young and young at heart!

To play the game you just need dice, pencil and paper, plus lots of concentration and luck.

Exciting, entertaining and absorbing. Bound to keep the kids quiet for hours!




FREE

full-colour

POSTER


(approx. 40 x 29 cms)

AND PAIR OF DICE



**OUT
NOW
ONLY
80p**

Britain's least expensive fantasy adventure game magazine.



COMMUNICATION CENTRE OF THE NORTH

The largest range of communications equipment available in the North. Full range of receivers, transceivers, antennas, power supplies, meters. Ali tubing - wall brackets - rotators - insulators.

We are the original amateur radio suppliers in the North West with 20 years experience in all types of equipment.

We are the only official TRIO stockists in the North West. Full range of equipment on display. Guaranteed after sales service.

RECEIVERS

TRIO R600 Solid State Receiver **£299.00**
TRIO R2000 Solid State Receiver **£479.00**
JRC NRD515 Receiver **£965.00**

Wide Band Scanning Receiver AR2001,
25-550 MHz AM-FM + 800 to 1300 MHz **£375.00**

R532 Airband Receiver **£189.00**

Yaesu FRG8800 Receiver **£475.00**

AT1000 SWL Antenna Tuning Unit **£53.00**

YAESU FRG9600 Scanning Receiver **£449.00**

Please send SAE for full information and up-to-date prices as these fluctuate to change in sterling rates.

For the caller a wide range of Aluminium Tubing, Clamps, etc. at competitive prices, i.e. 12' x 2" Ali Tubing **£9.00**.

Full range of RSGB and ARRL publications in stock.

Part Exchanges welcome. Second hand lists daily.

Send S.A.E. for details of any equipment.


HP terms. Access/Barclaycard facilities.

Open 6 days a week. 24 Hour Mail Order Service.

Phone 0942-676790.

STEPHENS JAMES LTD.

47 WARRINGTON ROAD,
LEIGH, LANCs. WN7 3EA.



COMPACT Spacesaver ANTENNAS

AQ6 20, 2 Ele and 3 Ele.
4 BAND. 6, 10, 15, 20 M
AQ40, 2 Ele. 40 M! NEW

CLOSE COUPLED — HI'Q' — CAPACITY HAT LOADED YAGI

Our Own Unique Design That Works!

Special Features:

- Unique Altron fully sealed coils for max stability.
- Resonant length elements for improved VSWR (1:1).
- Selectively detuned for optimum performance and gain. (No gimmick quad. needed).
- Easy trim spokes with lock nuts and spares.
- Minimized wind load and weight.
- Double insulated elements.

Typical Performance

ANTENNA MODEL	AQ6-20/2E	AQ6-20/3E	AQ40/2E
Forward Gain Dbd.	3.8 to 4.8	5.5 to 7.5	3.8
Front to Back Db.	13 to 15	16 to 18	12
Side Null Db	25	25	20
VSWR (Typical)	1:1:1	1:1:1	1:1:1
Weight	7.5 lb	12 lb	12 lb
Wind Load	21" / 0.18M ²	31" / 0.27M ²	31" / 0.27M ²
Turning Radius	76"/1930mm	96"/2438mm	114"/2895mm

PRICE + P&P £114.50 (£4.50) £169.00 (£7.00) £149.50 (£7.00)

Prices are inclusive of VAT. Terms C.W.O., Access. Visa.

**WE DESIGN — WE MAKE — WE SELL — DIRECT.
You Get Best Value**

Callers Welcome.
Open Mon-Fri 9am-5pm.
Sat. 9am-12.15 pm.

ALLWELD ENGINEERING
UNIT 6, 232 SELSDON ROAD,
S. CROYDON CP2 6PL.
Telephone: 01-680 2995 (24hr) 01-681 6734.

STOCK ITEMS NORMALLY DISPATCHED WITHIN 7 DAYS

R.M.B. ELECTRONICS

QSL CARDS FOR THE DISCERNING HAM

Don't you think QSL Cards tend to be boring?
Then try our:

- Especially commissioned, limited edition, high quality prints depicting the more humorous side of Amateur Radio jargon.
- Cards specifically designed for the S.W.L.
- Cards created to your specifications.

**RMB Electronics, FREEPOST,
Polesworth, Tamworth, Staffs. B78 3BR
NO STAMP REQUIRED**

How many Amateurs can you recall by their card and not just their callsign?

CENTRE ELECTRONICS

345 STOCKFIELD ROAD, YARDLEY, BIRMINGHAM B25 8JP

SPECIALISTS IN THE SALE AND SERVICE OF EX-GOVERNMENT AND VINTAGE RADIO RECEIVERS.

EQUIPMENT FOR SALE RACAL RA17/L from **£195.00** each. EDDYSTONE 1590 Brand new with manual and 1 years guarantee @ **£790.00** each. (prices include delivery) also RCA, DRAKE, NATIONAL, HALLICRAFTERS, EDDYSTONE, etc. models in stock. Many other items of interest for the Radio Enthusiast, and Service Engineer, including Test Equipment, Vintage Components, Valves, etc. Credit and Part Exchange Facility.

SPECIAL OFFER! Printed circuit board, double sided copper on fibreglass 7 3/4" x 14 1/2" sheet size @ **£1.50** per sheet. Also single sided @ **£1.25** per sheet. Plus 50p per order post and package. P&P on orders over **£5.00** FREE. Goods in stock, 7 days delivery.

CALLERS WELCOME.

Shop open on Thursdays, Fridays and Saturdays Opening hours: 10 am to 5.30 pm

FREE LIST AVAILABLE ON REQUEST

MAIL ORDERS
SPECIAL DELIVERY SERVICE

TELEPHONE ENQUIRIES TO: (0676) 32560

AFFORDABLE ACCURACY QUALITY MULTIMETERS FROM ARMON

ANALOGUE

HM-102BZ
10ADC Range 20KΩ/VDC, Buzzer, Battery Test Scale **£13.00**
19 measuring ranges
HM-102F
Low and voltage & current ranges. Jack for Audio o/p Voltages **£11.00**
20 measuring ranges
HM-101S
Rugged, Pocket sized meter, for general purpose use **£7.50**
16 measuring ranges
Battery, Test Leads and Manual included with each model.



FULL DETAILS ON APPLICATION FROM:-

ARMON ELECTRONICS LTD

DEPT B, HERON HOUSE, 100 WEMBLEY HILL ROAD, WEMBLEY, MIDDLESEX HA9 8AG

TELEPHONE 01-902 4321 TELEX 822985

PLEASE ADD 15% to your order for VAT. P&P Free of charge. Payment by cheque with order

Offer applicable to mainland UK only


Trade enquiries invited

Please allow 28 days for delivery

DIGITAL


HC-6010 0.5% Accuracy. Standard Model **£33.50**
HC-5010T 0.25% Accuracy TR Test Facility **£39.50**
All models have full functions and ranges and feature:

- 3 1/2 digit 0.5" LED display
- Low battery indication
- Auto zero & Auto polarity
- ABS Plastic Casing & Tilt Stand
- DC AC 10amp Range
- Overload Protection on all ranges.
- Battery, Spare Fuse, Test Leads and Manual



HC 5010
0.25% accuracy
£36.50

HC 7030
0.1% accuracy
£39.50
push button



HM 102BZ
£13.00

HM 101S
£7.50

PANEL METERS. DC 0 to 10 amps 2 1/2" dia. £4.50. DC 0 to 25 amps 3 1/2" dia. proj mt. £8.50. DC 100 Ua scale 0 to 100 3x2 1/4" £5.50 all new M.C. types. **PRESS GAUGE** dual scale 0 to 160 PSI twice 2 3/4" dia. new. £6.50 new. **BATTERY CHARGER.** I/P 12 or 24v DC gives var O/P 11/14v DC stab up to 600 Ma as Transis Inv with volt stab. intended for charging batteries req fixed volt supply, fitted meter in case size 9x5 1/2x7 1/2 tested. £16.50 **SIG GENS** Army type CT402 Marconi TF995A/3 bench unit 1.5 to 220Mc/s AM/FM int AM & FM Mod var to 75Kc, fitted fine coarse atten, O/P meter etc for 240v tested with accs & book. £100 less accs £85 also few TF144G & H type units. **ROTARY INV** aircraft type I/P 18v DC O/P 230v AC at 180 watts sine wave new cond. £45 **DOSE RATE METERS** hand held unit meter indication 0 to 4000 Mill/Rongt in 4 ranges Beta/Gamma response as 4" dia. sensor operates from 4 U2 batteries approx ex size 10x7x8" tested with circ. £75 **AUTO TRANS** enclosed 240/115v at 560 watts. £14.50 **REC TAPE** Audio 1/4" on 8 1/4" ali spools with small centres 1800ft these have had a small amount of use 4 tapes plus spare spool. £11.50 **ROTARY SWTS** 1/4" shaft 2p 10w ceramic 2 for £2.50. **SCREW TERM H.D.** in black insul panel mt 1/4" stud. 2 for £2.4 for £3.50 **POWER UNIT** module gives 200/300 var & stab at 100Ma & 6.3v three times for 240v tested. £18 **CONDS H.V.** 2700uf at 250v H.D. type £3.50 ea or 6 for £18 for 1.5Kv with bleeder resis new. **COAX** type UR57 H.D. 75 ohm 10mm OSD 15 mts for £6.50 30p mt over this. **ARMY AE EQUIP.** Whip ae 4 section 16ft with base £8.50 Telescopic 27ft 6 section 5ft closed. £28 guy kit. £8 Mast Kit 30ft 10 section 1" with carrying bag guys stakes etc new cond £30. Long Wire ae kit 120ft insul wire 4x insul & 2x 25ft cords. £6.50. **TAPE RECORDERS** 2 chan 3 speed 1/4 track with mon speaker in wood carrying case size 20x13x9" as int mon speaker, for 240v supplied with circ inst, reel tape, headset with boom mike. £29 or Rec only £19. **TEST SET** with meter 5-0-5 Ua lin scale in neat case size 10x8x7" with term etc. £14.50 **MOTOR** 6/24v DC 60 RPM at 24v size 2 1/2x2 1/2x1 1/2" int gearbox. £4.50. The following items for callers. CT316 Trigg Mon Scopes £15. CD523 Gen Purp scopes £55. Telephone swt boards old style £65. Batteries Army 12v 75 A/Hr £11.50 & £18 Air Compressors 230v 28 accs items inc air tanks, heaters etc. Army 24v 1360 watt charge brds 4 circ. £35.

Above prices inc carr/postage & VAT.
Goods ex-equipment unless stated new.

Allow 14 days for delivery.

S.A.E. with enquiry or 2x 17p stamps for list 36.

A. H. SUPPLIES

122 Handsworth Road, SHEFFIELD S9 4AE
Phone (0742) 444278

★ SALE ★

Due to redevelopment and moving to other premises we shall be selling certain electronic equipment. This sale is for callers only and will include Masts, Scopes, Aerials, Transformers, Meters, Plugs, Sockets, Headsets, Speakers, Signal Generators, Test Equipment, Pye Equipment, Valves - 4CX250B etc., 4CX250B Bases, Waveguide, Racal Receivers, Rechargeable Batteries, etc.

THIS SALE WILL START AROUND THE BEGINNING OF THIS MONTH

Please telephone for further details:

A.H. THACKER & SONS LTD.
HIGH STREET, CHESLYN HAY,
WALSALL, STAFFS.

Telephone: (0922) 413300

You can depend on

ELECTROVALUE

to supply the fine range of test & measurement gear by

thandar

Made in U.K.

FREE 44 PAGE PRICED AND ILLUSTRATED CATALOGUE ON REQUEST

● Over 6000 items stocked

- counters
- multimeters
- scopes
- signal generators etc.

ELECTROVALUE LTD 28 St. Jude's Road, Englefield Green, Egham, Surrey TW20 0HB Phone Egham (0784) 33603. Telex 264475
North Branch, 680 Burnage Lane, Manchester M19 1NA
Telephone 061 432 4945
Please mention this publication when replying

BRITAINS FOREMOST QUALITY COMPONENT SUPPLIERS

SPECIAL PRICES ON SURPLUS EQUIPMENT

Eddystone 730 480KHz-30MHz in 5 bands **145.00**. **Eddystone 770R** 19-165MHz in 6 bands **145.00**. **Eddystone 770U** 150/500MHz in 6 Bands **145.00**. **Eddystone 888** Hf Amateur bands **110.00**. **Eddystone 830** 500KHz/30MHz in 9 Bands **200.00**. **Racal RA17** Receiver 500KHz/30MHz in 30 effective bands **175.00**. **Racal RA98** SSB Adaptor for RA17/17 **65.00**. **Racal LF** adaptor 20KHz to 1MHz **65.00**. All above receivers p&p **15.00** adaptors **5.00** Ask for PCR Receiver LW/MW/SW built in P.S.U. **45.00** p&p **5.00** Pye Pocket phone **PFITX 15.00** RX **6.50** p&p **1.50** Tx batts new **1.50** Rx Batt **1.00** each p&p **50p** any no. **AVO** valve tester with data book **40.00** p&p **5.00**. **AVO** Transistor tester CT537 with Instructions **40.00** p&p **5.00**. **AVO** multimeters from **28.00**. Creed Model 75 Teleprinters **22.00** p&p **5.00**. Various modified **1155** sets call for info. **Marconi TF995A/35** SIG Gen 1.5-220MHz AM/FM **95.00** p&p **15.00**. **Marconi TF144H/45** 10KHz-72MHz **110.00** p&p **15.00**. **Marconi TF2703** Transistor tester **35.00** with book, p&p **15.00**. **Wayne & Kerr S121** AF Sig Gen 10Hz-120KHz **AS NEW 55.00**. 10ft Whip Aerial **4.00** p&p **1.50**. All above TESTED AND GUARANTEED FOR 6 MONTHS. New 19 range 2A/1KV AC/DC digital Multimeter DM105 **29.95**. New 28 range 10A/1KV AC/DC DMM DM 6010 **39.95**. New **Meteor 600** Frequency counter 600MHz **127.00**. Also 100MHz **99.00**. 1GHz (up to 1.2GHz) **175.00** p&p **2.00**. **H100** coax 80p/metre p&p **5p** metre min **50p**. Various scopes/sig gens/counters/meters always in stock **SAE** for test equip list or **50p** for Radio/equip catalogue **Includes £1.00 off voucher**

ADD VAT at 15% TO ALL PRICES

WEIRMEAD LTD, 218 St Albans Road, Watford, Herts. 0923 49456

Access/Visa Welcome

Goods in stock, delivery 28 days

CEPTRON 'PHONEPATCH'



The **Cepton Duplex Autopatch** allows radio users to have a full telephone interconnect facility. Telephone calls can be made to or from a mobile transceiver with the aid of this tiny board. Installation is extremely simple: two wires go to the telephone lines, two go to a regulated 12V power supply, one goes to the TX audio (mic input), one to the RX audio (speaker) and one to the PTT.

The **Autopatch** is also simple to use. An incoming call keys the base station transmitter which then sends a tone to the mobile. The call can then be answered normally. To make a call from the mobile, a DTMF microphone is needed to control the **Autopatch** - no other modifications are necessary.

Prices start at £295 for the uncased model but for more information on the **Cepton Duplex Autopatch** (and our full range of products), please contact:-

CEPCO COMMUNICATIONS
176, Copenhagen Street, London N1 0ST.
Tel: 01-278 3627/29 Telex: 894 686 (Cepco G)
(Please Note: The Cepton Autopatch is not licensable for use by amateurs in the U.K. Export orders welcomed.)

PROHIBITED: from direct or indirect connection to any telecommunication system run by British Telecom Limited. Action may be taken against anyone so connecting this apparatus.



Receivers and Components

RADIO CANADA, Peking, Australia, Voice of America. A Vega 206 (6x SW/MW/LW) pulls these and dozens more. £23.95. Year's guarantee. Return despatch. CORRIGAN-RADIOWATCH, Building 109, Prestwick Airport, KA9 2RT.

RADIO VALVE (813) with Partridge heater transformer for sale. Offers. W. MACALLUM, GM3KHJ, 7 Englishton Muir, Bunchrew, Inverness IV36 12Q, Scotland.

JAYCEE ELECTRONICS

JOHN GM30PW

20 Woodside Way, Glenrothes, Fife KY7 5DF

Tel: 0592 756962

Open; Tues-Sat 9-5



Quality secondhand equipment in stock. Full range of TRIO goodies. Jaybeam - Microwave Modules - LAR.

CRYSTALS Made to order for any purpose and large stocks of standard frequencies for computers, modems, etc. Amateur CW (ORP) freqs £4.00 and CB conversion crystals at £4.50. **PROGRAMMABLE OSCILLATORS (PXO)** for baud rates, MPU, and freq markers £12.50.

FILTERS Crystal, monolithic, mechanical and ceramic for all standard IF's. Special 10.695MHz for big improvement to most CB rigs at £4.50 each.

S.A.E. FOR LISTS. PRICES INCLUDE VAT AND POST

P. R. GOLLEDGE ELECTRONICS

G3EDW, Merriott, Somerset, TA16 5NS

Tel. 0460 73718

Transformer and Power Supplies

TRANSFORMERS AND POWER SUPPLIES at very low prices. Manufacturers surplus and end of production runs. All English made. Send S.A.E. for list. **TITAN TRANSFORMERS**, Central Hall, Duncombe Street, Grimsby DN3 7EG.

Educational

COURSE FOR CITY & GUILDS, Radio Amateurs Examination. Pass this important examination and obtain your licence, with an RRC Home Study Course. For details of this and other courses (GCE, Career and professional examinations, etc.) write or phone: **THE RAPID RESULTS COLLEGE**, Dept JX16, Tuition House, London, SW19 4DS. Tel. 01-947 7272 (9am-5pm) or use our 24hr Recordacall Service 01-946 1102 quoting Dept. JX16.

SMALL ADS

The prepaid rate for classified advertisements is 38 pence per word (minimum 12 words), box number 60p extra. Semi-display setting £12.60 per single column centimetre (minimum 2.5 cms). Please add 15% VAT to total. All cheques, postal orders etc., to be made payable to Practical Wireless and crossed "Lloyds Bank Ltd". Treasury notes should always be sent registered post. Advertisements, together with remittance should be sent to the Classified Advertisement Dept., Practical Wireless, (HH204A) IPC Magazines Limited, King's Reach Tower, Stamford St, London SE1 9LS. (Telephone Mandi, 01-261 5846.)

NOTICE TO READERS

Whilst prices of goods shown in advertisements are correct at the time of closing for press, readers are advised to check with the advertiser both prices and availability of goods before ordering from non-current issues of the magazine.

Auctions

AUCTION NOTICE ELECTRONICS

AUCTIONS HELD EVERY OTHER FRIDAY — LOTS INCLUDE: Electronic and Electrical Equipment, Components, Test Gear, Radiotelephones, Computers, Photographic and Video Equipment, also Manufacturers Plant and General Works Effect. **CATALOGUES AVAILABLE, SUBSCRIPTION £10 PER YEAR, POST PAID.**

ANGLIA INDUSTRIAL AUCTIONS

5 Station Road, Littleport, Cambs. CB6 1QE.

Phone: 0353 860185.

Service Sheets

BELL'S TELEVISION SERVICES for service sheets on Radio, TV, etc. £1.50 plus SAE. Service Manuals on Colour TV and Video Recorders, prices on request. SAE with enquiries to B.T.S., 190 Kings Road, Harrogate, N. Yorkshire. Tel. (0423) 55885.

TECHNICAL INFO SERVICES 76 Church St — Larkhall — Lanarks

FULL SIZE SERVICE SHEETS

Any radio, audio £2.50 + i.s.a.e.
CTVs/MusC £3.50 + i.s.a.e. complete set

Worlds largest collection
service manuals 30's — date
from £4.50-£35 each.

Comprehensive T.V. Repair Course
Complete Radio Service & Repair Course
ONLY £9.50 EACH

Unique comprehensive repair
data & circuits for almost
every TV & video in stock.

S.a.e. brings any quotation
FREE 50p mag. inc. service sheet!
Pricelists unique elect. publications

FOR FAST QUOTES RING
0698 884585 before 5pm
0698 883334 after 4pm

Software

48K SPECTRUM COMPLETE MORSE PACKAGE. Transceive plus send and read tutor £6.00 S. A. MARKS, 88 Longford, Yate BS17 4JW.

Aerials

AERIALS AND KITS

Data Sheets, Large 24p

SAE Aerial Guide £1.00

**G2DYM, UPLOWMAN,
TIVERTON, DEVON**

Callers Welcome by Appointment ONLY Tel. 03986 215

For Sale

YAESU SCANNERS up to 902 MHz (no gaps) others from £175.00. Heath kit SB200 1200W. Linear AR88D. B40 Lafayette £85.00. Oscilloscopes. Wave meters. Receivers. Transceivers. Large stock manuals. Crystals. Etc. **SSB PRODUCTS**, 42 Halvarras Road, Playing Place, Truro. Tel. (0872) 862575.

DRESSLER D200 2-METER, and dummy-load £475.00 o.n.o. Telephone 01-520 6020.

Miscellaneous

G2VF D.I.Y. H.F. long and medium wave frame antennas. SAE for details: **F RYLANDS**, 39 Parkside Avenue, Millbrook, Southampton.

QSL CARDS. Gloss or tinted cards. SAE for samples to: **TWROG PRESS**, Dept PW, Penybont, Gellilydan, Blaenau Ffestiniog, Gwynedd.

ORDER FORM PLEASE WRITE IN BLOCK CAPITALS

Please insert the advertisement below in the next available issue of Practical Wireless for
insertions. I enclose Cheque/P.O. for £ CAT. heading
(Cheques and Postal Orders should be crossed Lloyds Bank Ltd. and made payable to Practical Wireless)

NAME

ADDRESS

PRACTICAL WIRELESS

Classified Advertisement Dept., Room 2612,
King's Reach Tower, Stamford Street,
London SE1 9LS Telephone 01-261 5846
Rate 38p per word, minimum 12 words.
Box No. 60p extra.
PLEASE ADD 15% VAT TO TOTAL

Company registered in England. Registered No. 53626. Registered Office: King's Reach Tower, Stamford Street, London SE1 9LS.

11/85

Miscellaneous (Cont.)

WIN A FRG-9600 SCANNER! Details from AIRDATA DIRECTORIES, 20 Grahame Close, Blewbury, Oxon OX11 9QE.

BURGLAR ALARM EQUIPMENT. Ring Bradford (0274) 308920 for our catalogue or call at our large showrooms opposite Odsal Stadium.

MORSE CODE PREPARATION

Cassette A: 1-12 wpm for amateur.
Cassette B: 12-25 wpm for professional examination preparation. Each cassette is type C90.
Price of each cassette including booklets **£4.95**.
Morse key with separate battery (PP3) - driven solid-state oscillator and sound transducer produces clear tone for sending practice. Price of key with electronic unit **£9.95**.
Prices include postage etc. Europe only
MH ELECTRONICS (Dept PW)
12 Longshore Way, Milton, Portsmouth PO4 8LS.

SUPERB INSTRUMENT CASES by BAZELLI, manufactured from PVC, Faced steel. Vast range. Competitive prices start at a low £1.50. Punching facilities at very competitive prices. Suppliers only to Industry and the Trade. BAZELLI, (Dept No 25), St. Wilfrid's, Foundry Lane, Halton, Lancaster LA2 6LT.

WAVEGUIDE, FLANGES & DISHES. All standard sizes & Alloys (new material only) from stock. Special sizes to order. Call EARTH STATIONS 01-228 7876. 22 Howie Street, London SW11 4AR.

THE SCIENTIFIC WIRE COMPANY

811 Forest Road, London E17. Telephone 01-531 1568

ENAMELLED COPPER WIRE

SWG	1lb	8 oz	4 oz	2 oz
8 to 34	3.63	2.09	1.10	0.88
35 to 39	3.82	2.31	1.27	0.93
40 to 43	6.00	3.20	2.25	1.61
44 to 47	8.67	5.80	3.49	2.75
48	15.96	9.58	6.38	3.69

SILVER PLATED COPPER WIRE

14 to 30	9.09	5.20	2.93	1.97
----------	------	------	------	------

TINNED COPPER WIRE

14 to 30	3.97	2.41	1.39	0.94
----------	------	------	------	------

Fluxcore Solder 5.90 3.25 1.82 0.94
Prices include P&P VAT. Orders under £2 add 20p
SAE for list of copper and resistance wire.
Dealer enquiries welcome.

★ BAKER ★

GROUP P.A. DISCO AMPLIFIERS post £2

150 watt Output, 4 input Mixer pre-amp. Illustrated **£99**
150 watt Output, Slave 500 mv, Input 3 Speaker Outputs **£80**
150 + 150 watt Stereo, 300 watt Mono Slave 500 mv. Inputs **£125**
150 watt P.A. Vocal, 8 inputs. High/Low Mixer Echo Socket **£129**
100 watt Valve Model, 4 inputs, 5 Outputs, No Cabinet **£99**
80 watt Mobile 240v AC and 12v DC. 4-8-16 ohm + 100v line **£89**
Reverb Unit for Microphone or Musical Instruments **£35 PP £1**
Electronic Echo Machine for mictetc **£85 PP £1**. Deluxe **£95**.

FAMOUS LOUDSPEAKERS

Make	Model	Size	Watts	Ohms	Price	Post
AUDAX	WOOFER	5 1/2 in	25	8	£18.50	£1
GOODMANS	HIFAX	7 1/2 x 4 1/4 in	100	8	£34	£2
GOODMANS	HB WOOFER	8 in	60	8	£13.50	£1
GOODMANS	"402"	12 in	60	15	£30	£2
BAKER	WOOFER	12 in.	80	8	£25	£2
GOODMANS	HP6/GROUP	12 in.	120	8/15	£34	£2
GOODMANS	HP3/DISCO	12 in.	120	8/15	£34	£2
H+H	DISCO/GROUP	15 in.	100	4/8/16	£48	£4
GOODMANS	HP/BASS	15 in.	250	8	£74	£4
GOODMANS	HPD/BASS	18 in.	230	8	£87	£4

COMPACT FULL RANGE SYSTEMS

100 watts **£30**, 200 watts **£100**, 400 watts **£150** each Carr **£12**.
DISCO CONSOLE Twin Decks, mixer pre amp **£145**. Carr **£10**.
Ditto Powered 120 watt **£199**; or Complete Disco **£300**. Carr **£30**.

MAINS TRANSFORMERS

250-0-250V 80mA, 6.3V 3.5A, 6.3V 1A	Price Post
350-0-350V 250mA, 6.3V 6A CT	£7.00 £2
220V 25mA, 6V 1 Amp £3.00	£4.00 £1

LOW VOLTAGE TAPPED OUTPUTS AVAILABLE

1 amp 6, 8, 10, 12, 16, 18, 20, 24, 30, 36, 48, 60	£6.00 £2
ditto 2 amp £10.50	£16.00 £2
3 amp £12.50	£14.00 £2
5 amp £16.00 £2	

LOW VOLTAGE MAINS TRANSFORMERS **£5.50** each post paid.
9V, 3A; 12V, 3A; 16V, 2A; 20V, 1A; 30V, 1 1/2A; 30V, 5A + 17-0-17V, 2A; 35V, 2A; 20-40-60V, 1A; 12-0-12V, 2A; 20-0-20V, 1A; 50V, 2A.

PANEL METERS 50µA, 100µA, 500µA, 1mA, 5mA, 10mA, 50mA, 1 amp, 2 amp, 5 amp, 25 volt, VU 2 1/4 x 2 1/4 in. **£5.50** post 50p

MINI MULTI TESTER Ohms-Volts AC-DC **£8.50**

PROJECT CASES Black Vinyl Covered Steel Top, Ali Base

4 x 2 1/2 x 2 1/4 in. **£2.50**; 6 x 4 x 1 1/2 in. **£3.60**; 8 x 5 x 2 in. **£4.00**;
11 x 6 x 3 in. **£5.50**, 11 3/4 x 6 x 5 in. **£9.00**, 15 x 8 x 4 in. **£12.00**.

ALUMINIUM PANELS 18 s.w.g. 12 x 12 in. **£1.80**; 14 x 9 in. **£1.75**;

6 x 4 in. **55p**; 12 x 8 in. **£1.30**; 10 x 7 in. **96p**; 8 x 6 in. **90p**; 14 x 3 in. **72p**; 12 x 5 in. **90p**; 16 x 10 in. **£2.10**; 16 x 6 in. **£1.30**.

ALUMINIUM BOXES. MANY OTHER SIZES IN STOCK.

4 x 2 1/2 x 2 in. **£1.20**; 3 x 2 x 1 in. **£1**; 6 x 4 x 2 in. **£1.90**; 8 x 6 x 3 **£3.00**; 12 x 5 x 3 in. **£3.60**; 6 x 4 x 3 in. **£2.20**; 10 x 7 x **£3.60**.

HIGH VOLTAGE ELECTROLYTICS

16/450V	50p	220/400V	£2	32 + 32/500V	£2
20/500V	75p	8 + 8/450V	85p	32 + 32/350V	85p
32/350V	45p	16 + 16/350V	75p	32 + 32/450V	£1.50
47/350V	75p	20 + 20/350V	75p	16 + 32 + 32/500V	£2

GEARED TWIN GANGS 365 + 365 + 25 + 25p **£2.00**.

SLOW MOTION DRIVE 6:1 **£1.50**; Reverse Vernier 90p.

VERNIER DIALS, 0-100 36mm, £2.50, 50mm, £3.00.

RADIO COMPONENT SPECIALISTS

Dept 4, 337, WHITEHORSE ROAD, CROYDON

SURREY, U.K. Tel: 01-684 1665

Post 6p Minimum. Callers Welcome.

Full Lists 34p Stamp Same day despatch Closed Wednesday

NEW

UK LISTENERS

CONFIDENTIAL FREQUENCY LIST

This brand new publication is a must for all UK short wave listeners. It contains information that no serious listener should be without. If you enjoy exploring the shortwave spectrum you will certainly enjoy reading all the hitherto unpublished information contained in this publication. It opens with some general information and hints on listening. It then goes into more details about a variety of strange unexplained transmissions that can be heard across the bands. A chance here for the enthusiast to do some real detective work! The main body of the publication tells you exactly where to listen for the stations you are looking for. A comprehensive list of non-broadcast stations with frequencies, mode and location guides you right the way through the shortwave spectrum. Whether you're interested in Airband, Marine, Amateur or transmissions we cannot mention here you'll find this fascinating reading. We can almost guarantee that this publication will have you burning the midnight oil and sitting on the edge of your chair with excitement.

£4.95

OVER 1200 COPIES SOLD

"CONFIDENTIAL" VHF/UHF AIRCRAFT LISTINGS

This unique frequency manual contains a complete list of all the VHF civil aircraft frequencies in use throughout the UK plus all the RAF, USAF and MOD airfield frequencies in both the VHF and UHF bands. No other publication offered at anywhere near the price has offered so much information. New 2nd edition now with lots more frequencies!

£3.95 plus 40p p&p

OCEANIC HF AIRBAND SUPPLEMENT

Yet another unique publication! This is a supplement to our successful VHF/UHF Airband Manual and provides comprehensive information on the HF airband traffic from 2-18MHz. It lists both bands and specific frequencies used by air traffic crossing the world's oceans. It also lists civil and military VOLMET broadcasts, RAF Strike Command frequencies, and civil and military in-flight frequencies etc. Essential reading for the enthusiast.

Goods by return

£1.95

WATERS & STANTON

18-20 MAIN ROAD, HOCKLEY, ESSEX

Tel: (0702) 206835

BARCLAYCARD - ACCESS

EVERYDAY ELECTRONICS NOW INCORPORATES ELECTRONICS MONTHLY

An unbeatable combination!
Packed full of your regular favourites.

This month's specials include:

Small Tools Buyers' Guide

Tools for the constructor and the handyman. Includes miniature drills and hacksaws, pliers, side cutters and screwdrivers.

and

Teach-In '86

An exciting introductory course to electronics.

HALLOWE'EN NOVELTIES

Fun projects to get your party going!

- ★ Screaming Mask
- ★ Squeaking Bat
- ★ Flashing Pumpkin



November issue on sale Friday October 18 £1.10
NEWCOMER'S MAGAZINE FOR ELECTRONICS AND COMPUTER PROJECTS

INDEX TO ADVERTISERS

A.H. Supplies	76	Jaycee Electronics	77
A.J.H. Electronics	80	Kent R.A. Engineers	62
Allweld Engineering	75	Leicester Amateur Radio Show	26
Amateur Electronics U.K.	8, 9	Lowe Electronics	2, 3
Amateur Radio Exchange London	8, 9	Maplin Supplies Ltd.	Cover 4
Amateur Radio Shop	50	M.H. Electronics	78
Amcomm Services Ltd	25	Microwave Modules	11
Antex Electronics	Cover 3	North London Communications	61
A.R.E. Communications	40, 41	Radio Component Specialists	78
Armon Electronics	75	Radio Shack Ltd.	49
Arrow Electronics	31	Random Electronics	80
Birkett J.	80	R.M.B. Electronics	75
Blackstar	73	R.S.T. Valve	61
B.N.O.S. Electronics	12	Satellite T.V. Antenna Systems	34
Bredhurst Electronics	65	Scientific Wire Co.	78
Cambridge Kits	62	S.E.M.	62
Centre Electronics	75, 79	South Midlands Communications	4, 5
Cepco Communications	76	South West Aerials	62
Colomor Electronics	50	Spectrum Communications	79
Commutech (Devon) Ltd.	80	Stephens-James Ltd.	75
Cricklewood Electronics	80	Tandy	32
Datong Electronics	50	Technical Info. Services	77
Davtrend Ltd.	73	Technical Software	80
Dewsbury Electronics	10	Telecomms	69
Dressler (U.K.) Ltd.	14, 15	Telecommunications Antennas	61
Electrovalue	76	Thacker A.H.	76
Elliott Electronics	80	Thanet Electronics	6, 7, 73
Garex Electronics	10	Timestep Electronics	49
G2DYM Aerials	77	Ward, Reg & Co.	Cover 2
G4TNY Electronics	79	Waters & Stanton	78
Golledge Electronics	77	Weirhead Ltd.	76
Greenwood Electronics	12	Withers R. Communications	13
Home Office	66	Wood & Douglas	14
Howes, C.M., Comms.	65	W.P.O. Communications	13
Interbooks	79		

UNREPEATABLE OFFER!!!

Ex Government unused & unissued
(in original wrapping)

S. G. BROWN (Type F)
HIGH IMPEDANCE (4,000Ω)
HEADPHONES

These headphones are famous among the fraternity and now we have a limited supply for sale at just:-

CENTRE ELECTRONICS

345 Stockfield Road, Yardley, Birmingham B25 8JP
(Tel. 0676 32560 - anytime)

Goods in stock. 7 days delivery

£7.50

INCLUDING
POST & PACKAGE



SPECTRUM COMMUNICATIONS MANUFACTURERS OF RADIO EQUIPMENT & KITS

RECEIVE PREAMPS, 2, 4, 6, & 10 metres, unswitched, gain over 14dB, NF less than 2.5dB, suitable for 50 or 75 ohm systems. Protected against static and transients at the input and against supply reversal. 10-18V negative earth operation, unboxed for internal fitting into equipment. 2 & 4 metre versions measure 23 x 50 x 14mm, 6 & 10 metre types measure 25 x 60 x 14mm.

Types RP2, RP4, RP6, RP10, Kit **£5.50**, Built **£7.00**.

RECEIVE PREAMPS, 2, 3, 6, & 10 metres, switched, 100W rated, gain over 20dB, noise figures 1dB on 2M, 1.5dB on 4 & 10M, and 2.5dB on 10M. Panel mounted smooth gain control 0-20dB+. Input and output matched to 50 ohms. Protected against static and transients at input and output and against overvoltage and supply reversal. Relay hang prevents relay chatter on SSb. Board size 69 x 47 x 30mm, boxed unit 79 x 74 x 39. Types RP25, RP45, RP65, RP105.

PCB Kit **£10.25**, Board Kit **£18.75**, Built **£24.75**.

VAT & P&P INCLUSIVE PRICES

Delivery within 14 days subject to availability. 24hr answering. Plus a large range of other kits and modules. SEND SAE FOR LIST.



UNIT B6 MARABOUT INDUSTRIAL ESTATE
DORCHESTER, DORSET. TEL 0305 62250



RADIO AND RTTY BOOKS

RADIOTELETYPE PRESS BROADCASTS
New Larger 2nd Edition - just published

A very comprehensive European book covering the Press Agencies worldwide on RTTY. A chapter is devoted to each of the most interesting agencies giving background of their operation, transmission times, frequencies, etc. Details of other Agencies given plus cross references. The best book on the subject so far published. **£11.85** + 65p p&p.

GUIDE TO UTILITY STATIONS 1985

Lists 14,746 SW frequencies Aero, CW, Fixed, Commercial, etc, 4,130 RTTY stations, 3,194 Callsigns plus much more. The most comprehensive frequency listing book available. **£16.00** + £1.30 p&p.

U.S. MILITARY RADIO COMMUNICATIONS

Not only lists frequencies used worldwide, but much background information which opens up a new world to the SWL. **£10.80** + 85p p&p.

CLANDESTINE CONFIDENTIAL

This covers the current Clandestine stations on SW. Much detail is given about them and their frequencies, making compelling reading. **£6.20**. Now only **£5.20** + 60p p&p.

Two or more books P&P FREE

Ask for new free catalogue and to be placed on the mailing list
Goods in stock, by return

INTERBOOKS, PWD4, Stanley, Perth PH1 4QQ. Tel: 0738-828575



USED AMATEUR EQUIPMENT?

I Buy, Sell & Exchange!

SELLING? I pay the BEST POSSIBLE PRICES for your Clean Used Equipment!

BUYING? I have the BEST SELECTION of top Quality Used Equipment Available!

For the Deal You've been Looking for,
Phone Dave, G4TNY

ANYTIME ON HORNCHURCH (04024) 57722
or Send SAE

G4TNY AMATEUR RADIO

132 Albany Road, Hornchurch, Essex RM12 4AQ



J. BIRKETT

25 THE STRAIT,
LINCOLN LN2 1JF. TEL. 20767

10 30 AMP DIODES UNTESTED @ 50p.
100 ASSORTED RESISTORS @ 40p.
50 C280 CAPACITORS @ 60p.
20 TANTALUM CAPACITORS @ 85p.
50 INSULATED STAND-OFFS @ 45p.
25 COIL FORMERS @ £1.45.
20 METAL FT 243 @ £1.
STORNO HAND HELD TRANSCEIVERS HIGH BAND, PRESENT FRQ. 146 to 161MHz, No Batteries.
Mike, Aerial, Crystals, With Some Details @ £3.95 P.P. 50p
TELEPHONE DIALER CHIP With Circuit @ 85p each.
100u.a. METER SEW MRS2 2 1/2 x 2 1/2 @ £3.60.
VMOS FETS VN10KM @ 50p. VN211 40p. VN10KM @ 40p.
144 MHz WAVEMETER KITs With Instructions As In P.W. Oct. '83 @ £4.65.
ITT CRYSTAL FILTERS Type 014DG 10.7MHz BW ±3.75KHz @ £3.95.
EX-EQUIPMENT 10.7MHz BW ±7.5KHz CRYSTAL FILTERS @ £2.95.
FERRANTI RADIO I.C. ZN414 With Circuit @ 95p.
BRIDGE RECTIFIERS 100 Piv 20 Amp @ £1.30, 100 Piv 10 Amp @ 95p.
DUAL GATE MOS FETS Similar to L0673 3N201 @ 80p each.
6 TRIACS 400 Piv 1 Amp for £1, DIACS 30p each.
STRIPLINE TRANSISTORS Similar to BFR96 @ £1.96, 2 GHz GENERAL PURPOSE Type @ £1.30, Low Noise 5 GHz @ £3, 3 Lead Type 2 GHz 3 for £1.15.
AIR SPACED VARIABLE CAPACITORS With SM Drive 380+180p.f. @ £1.50, 250+250+20+20p.f. + 20p.f. @ £1.50, 500+170p.f. @ £1.50.
WOOD AND DOUGLAS KITS available by post and for callers.
Access and Barclay Cards Accepted, post and packing 50p under £5, over free. Unless otherwise stated.
Goods normally by return.

Books for
radio amateurs

FDK

**ELLIOTT
ELECTRONICS**

for the Radio Enthusiast

MICROWAVE MODULES

INSTANT HP
AVAILABLE

OSY
OLD
MAN TO

THE
'HAM SHACK'

APPOINTED
DISTRIBUTOR

AERIAL
ACCESSORIES
AND
MASTS

**JAYBEAM
AMATEUR
ANTENNAS**

RIGS, ANTENNAS, SWR BRIDGES,
POWER SUPPLIES, TEST GEAR,
COMPONENTS, MORSE KEYS, COAXIAL
CABLES, ROTATORS, MICS, PLUGS
AND SOCKETS, SWITCHES
Call us on (0533) 553293
OR COME AND LOOK AROUND AT
26/28 Braunstone Gate, Leicester

GENERAL COVERAGE RECEIVER KIT FCR 130

Model FCR 130 Receiver kit



- ★ 60: 1 Geared analogue tuning
- ★ 3 Band switch with spare position
- ★ Tape record socket
- ★ Headphone socket
- ★ Signal Meter
- ★ Internal Speaker + On/Off sw.
- ★ A.F. Gain and Tone Control
- ★ C.W. A.M. SSB.

This is a kit designed with the beginner in mind. It uses most types of components that one will come across in radio & electronic construction. All components are of very high quality and engineering standards. If you can use a soldering iron then you can build the kit. It is a very good learning aid and very suitable as a first home-brew receiver. All components are supplied, even down to 1/2 metre of solder. No scratching around in a junk box for that elusive component that usually prevents completion of a project. Its an attempt to encourage a move away from the Black Box concept and to teach the basics of radio. Not a 'complete in an evening' project. Send 17p stamp for details.



COMMUTECH (Devon) LTD

12 Edgecumbe Way, St. Anns Chapel,
Gunnislake, Cornwall PL18 9HJ.

RTTY and CW TRANSCEIVE

No expensive terminal unit is needed with our program, just a very simple interface. All the right features: split screen, type ahead, 26 saveable memories, auto CR/LF, autotrack CW to 250 wpm, QSO review and more. If you already have a TU, it will give you, too, the same superb features. For CBM64, BBC-B, VIC20 (+ at least 8k). Tape £20. Interface kit £5, ready-made £20 inc all connections (state rig). CW-only version for SPECTRUM (no hardware needed) £12. And these great programs for CBM64, BBC-B, VIC20, ELECTRON, SPECTRUM

MORSE TUTOR Britain's best. Absolute beginner to over 40 wpm. Easy, effective, with full learning guide. Tape £6. For ZX81-16k also. LOCATOR QTH or Maidenhead locator or lat/long. Distances, headings, contest points, converts between locator and lat/long. Tape £7. LOGBOOK Date, band, mode, call and remarks. Instant callsign search. Screen/printer output. VIC20 needs expansion. Tape £8. RAE MATHS All the practice and testing you need. With comprehensive reference sheet. Tape £9. For ZX81-16k also. Any CBM64 or VIC20 program on disk at £2 extra. BBC: please ask. Prices include VAT and p&p by return 1st class inland, airmail overseas. Channel Islands, Eire, BFPO Europe deduct 13%.

technical software (PW)

Fron, Upper Llandwrog, Caernarfon, Gwynedd LL54 7RF. Tel 0286 881886

AE LTD/ AH ELECTRONICS

Authorised main dealer & importer of YAESU MUSEN products - FT726, FT230R, FT290R, FT270R, FT2700, FT230R, FT209R, FT730R, FT757GX, FC757AT, FP757HD, FRG8800, etc., etc.

TONNA VHS/UHF beams - popular models stocked.

TOKYO HY-POWER for VHF/UHF linear amps, HL20U, HL30U, HL45U, HL30V, HL35V, HL85V, HL110V, HL160V, the HL35V is ideal for the FT290R this small linear has a gasfet pre-amp, .5-5watt input, 35watt output, small size only 100x35x150mm. Only £69.99. Send for data.

TET HF beams & HF verticals VHF/UHF antennas in stock, plus atu's. components - send for lists.

Call and see us, retail shop now open. Closed all day Monday.

151a Bilton Road, Rugby, Warwickshire CV22 7AJ.
Tel. 0788 76473.

PLEASE
MENTION
PRACTICAL
WIRELESS
WHEN REPLYING TO
ADVERTISEMENTS

ANTENNES TONNA (F9FT)

50MHz		1296MHz OR 1269MHz OSCAR UPLINK	
5 element	£34.30(a)	23 element	£25.90(b)
144MHz		4x23 element - power splitter	£140.00(a)
4 element	£14.95(a)	- stacking frame	
5 element crossed	£26.30(a)	ALSO AVAILABLE FOR 1250MHz	
9* element fixed	£17.71(a)	*denotes available for 50Ω or 75Ω	
9* element portable	£20.00(a)	all others 50Ω ONLY.	
9* element crossed	£32.43(a)	PORTABLE ALUMINIUM TELESCOPIC MASTS	
13 element portable	£31.05(a)	4x1m £20.70(a) 3x2m £24.15(a)	
17* element fixed	£37.66(a)	4x2m £36.66(a)	
435MHz		GALVANISED STEEL TELESCOPIC MASTS	
9 element	£16.10(a)	2x3m £30.48(a) 3x3m £54.77(a)	
19* element	£20.70(a)	4x3m £88.41(a) 5x3m £119.60(a)	
19* element crossed	£34.27(a)	STACKING FRAME KITS FOR 4 ANTENNAS	
21* element 432MHz	£29.67(a)	POWER SPLITTERS FOR 2 AND 4 ANTENNAS	
21* element ATV		ANDREW LDF4-50 HELIAX COAXIAL CABLE	
144/435MHz		ROTATORS - COAXIAL CABLE-CONNECTORS	
9 & 19 element Oscar	£34.27(a)		

PLEASE ADD CARRIAGE AS SHOWN (a) £4.00. (b) £1.95. ALL PRICES INCLUDE VAT AT 15%
Cash with order, ACCESS - VISA - Just telephone your card number for immediate despatch.

FOR FULL SPECIFICATIONS SEND 40p FOR CATALOGUE

Callers welcome, but by telephone appointment only please. Goods by return.

RANDAM ELECTRONICS (P)

12 Conduit Road, Abingdon, Oxon OX14 1DB. Tel: (0235) 23080 (24 hours)

CRICKLEWOOD

ELECTRONICS LTD

It's no secret!

that there is a real difference at Cricklewood Electronics That's why you should never be without the FREE CRICKLEWOOD ELECTRONICS COMPONENTS CATALOGUE, for sheer variety, competitive prices and service from the U.K.'s number one 100% component shop. No gimmicks, no gadgets or computers, just components, millions of them all easily available by mail order calling or credit card telephone orders. Just pick up the phone (or a pen) to get your FREE copy now (no SAE required). You have nothing to lose.

FREE!
catalogue

NOW! SUMMER CATALOGUE

CRICKLEWOOD ELECTRONICS LTD.
40 Cricklewood Broadway NW2 3ET
01-450 0995 & 01-452 0161
ALL MAJOR CREDIT CARDS ACCEPTED
Telex 91457 Phone or write today

ANTEX a world of soldering



Tomorrows Soldering Technology Today.

ANTEX has a worldwide reputation for quality & service & for many years has been one of the best known & most popular names in soldering. Always at the forefront of technology, ANTEX is continually researching new and better ways of achieving more accurate, reliable, and cost effective soldering. On ANTEX Soldering Irons, the advanced design of the interface between the element & the bit allows more efficient heat transfer to the bit and improved stability of the temperature at the point of contact with the work. Indeed, experiments have shown that an XS25 watt iron can be used for tasks where a 40 watt iron would normally have been required.

ANTEX Soldering Irons exhibit exceptionally low leakage currents & hence are suitable for use on Static Sensitive Devices. Sophisticated temperature controlled soldering units have recently been added to the ANTEX range.

SK5
Soldering Kit

Model XS

Model CS

Model C

TCSU-D
Temperature-Controlled
Soldering Unit

ST4 Stand

TCSU1 Soldering Unit

Model C
— 15 Watts. Available for 250, 220, 115, 100, 50 or 24 volts

Model XS
— 25 Watts. Available for 240, 220, 115, 100, 50, 24 or 12 volts.

Model XS-BP
— 25 Watts. 240 volts, fitted with British Plug.

ST4 Stand
— To suit all irons

SK5 Soldering Kit. Contains model CS 240v Iron, an ST4 Stand and solder

SK6 Soldering Kit. Contains model XS240v Iron, an ST4 Stand and solder

SK5-BP and SK6-BP
Soldering Kits as above with British Plug.

Model CS
— 17 Watts. Available for 240, 220, 115, 100, 50, 24 or 12 volts.

Model CS-BP
— 17 Watts. 240 volts, fitted with British Plug.

TCSU1
— Very robust temperature controlled Soldering Unit, with a choice of 30 Watt (CSTC) or 40 Watt (XSTC) miniature irons. Range 65°C to 420°C. Accuracy 2%.

TCSU-D
Elegant Temperature Controlled Soldering Unit with 50 W Iron (XSD) and built around FERRANTI custom-made ULA. Range Ambient to 450°C. Accuracy $\pm 5^\circ\text{C}$. Zero crossing switching. Detachable sponge tray.


PW.11.85

ANTEX Made in England
ANTEX (Electronics) Ltd.,
Mayflower House, Plymouth, Devon. Tel: 0752 667377 Telex: 45296
Please send literature, price list and my nearest stockist to
Name _____ Address _____ Telephone _____

Maplin

WELCOME TO THE MAPLIN ADVENTURELAND IN 1986...

The new Maplin catalogue for 1986 is a real adventureland for the electronics enthusiast. With hundreds of new lines and details of Maplin's new low low prices, it's the one event in the electronics year that no-one should miss. Packed with data and information on all the latest electronic products. Pick up a copy from any branch of W.H. Smith for just £1.45. Alternatively you can order your copy by post for just £1.85. For overseas customers the prices are as follows: Europe surface mail £2.50; Europe air mail £3.75. Outside Europe surface mail £2.50; Outside Europe air mail depending on distance £4.25/£5.50/£6.25. For surface mail anywhere in the world you may send eleven International Reply Coupons for payment in full.



Post this coupon now for your copy of the 1986 catalogue.
Price £1.45 + 40p post and packing. If you live outside the U.K.
send £2.50 or 11 International Reply Coupons. I enclose £1.85.

Name

Address

PW.11.85

**ON SALE
9th NOV
1985**

MAPLIN ELECTRONIC SUPPLIES LTD.

Mail Order: P.O. Box 3, Rayleigh, Essex SS6 8LR. Tel: Southend (0702) 552911
SHOPS

- BIRMINGHAM Lynton Square, Perry Barr, Tel: 021-356 7292.
 - LONDON 159-161 King Street, Hammersmith, W6. Tel: 01-748 0926.
 - MANCHESTER 8 Oxford Road, Tel: 061-236 0281.
 - SOUTHAMPTON 46-48 Bevois Valley Road, Tel: 0703 225831.
 - SOUTHEND 282-284 London Rd, Westcliff-on-Sea, Essex. Tel: 0702-554000
- Shops closed all day Monday.*

ORDER YOUR COPY NOW